

1. Control Room
 Single Door - DC 3.1 - SS - RC4

Fire resistance: NA

Side: Right Hand - Outswing

Finishing (RAL) - Inside: - Outside:

Dimensions:

Structural Opening: 998mm x 2245mm

Frame: 978mm x 2235mm

Clear Opening: 828mm x 2145mm

Effective Opening: 758mm x 2145mm

Ironmongery:

- Armoured cable door loop ABLOY
- Closer - Abloy DC 340 with guide rail (Mounted Inside)
- Closer - reinforcement

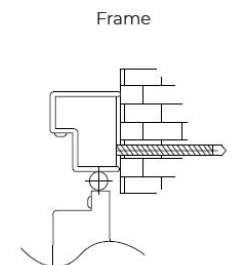
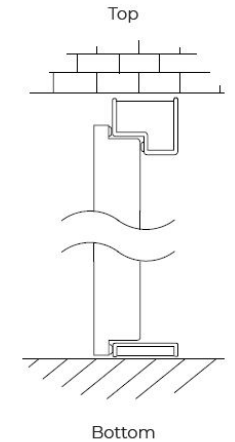
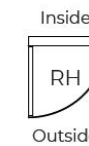
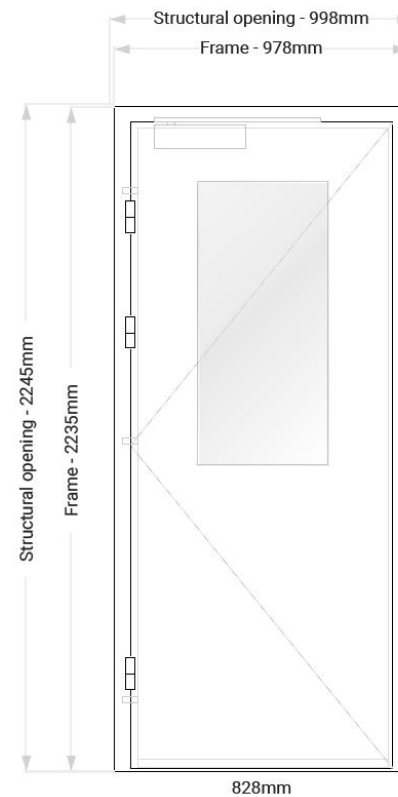
Vision Panel: Type: P6

Extra over

- Preparation for non-standard lock (lock not included)

Notes:

Quotation for Supply Only. Installation and Delivery Charges not included. Doors manufactured from Stainless Steel grade 316 L and Powder Coated to C3 Corrosion Resistance Class. Anti-burglary Class RC4 will not be retained with locks other than tested multi-point central lock. Vision Panel 428 x 940 mm (width reduced due to technical limitations)



2. Programs

Single Door - DC 3.1 - SS - RC4

Fire resistance: NA

Side: Left Hand - Outswing

Finishing (RAL) - Inside: - Outside:

Dimensions:

Structural Opening: 1036mm x 2245mm

Frame: 1016mm x 2235mm

Clear Opening: 866mm x 2145mm

Effective Opening: 796mm x 2145mm

Ironmongery:

- Armoured cable door loop ABLOY
- Closer - Abloy DC 340 with guide rail (Mounted Inside)
- Closer - reinforcement

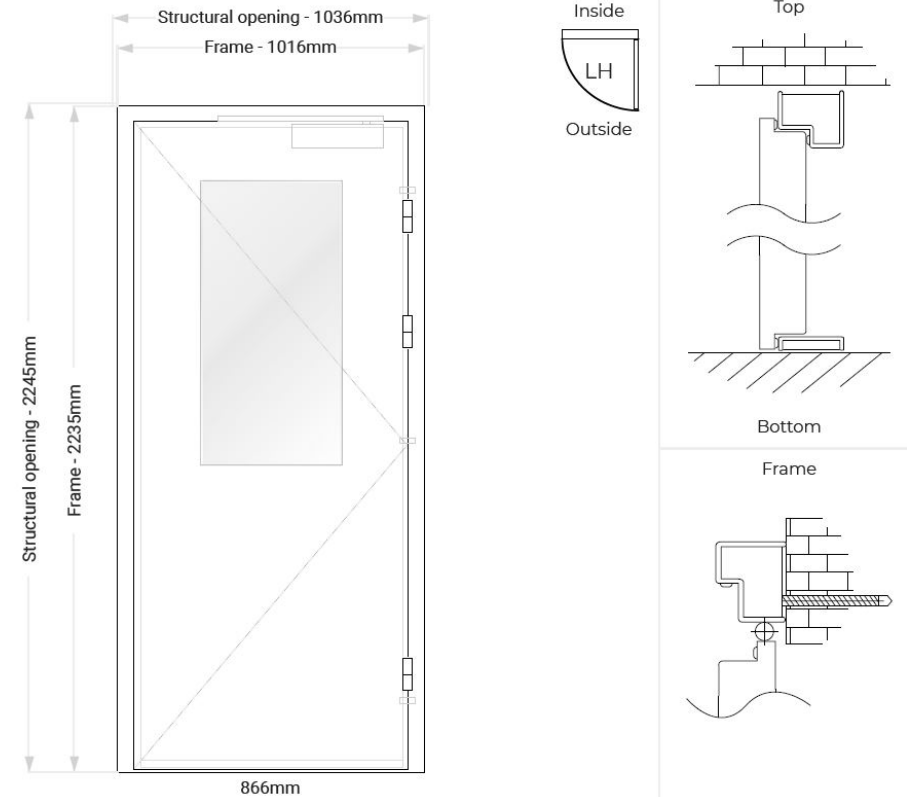
Vision Panel: Type: P6

Extra over

- Preparation for non-standard lock (lock not included)

Notes:

Quotation for Supply Only. Installation and Delivery Charges not included. Doors manufactured from Stainless Steel grade 316 L and Powder Coated to C3 Corrosion Resistance Class. Anti-burglary Class RC4 will not be retained with locks other than tested multi-point central lock. Vision Panel 466 x 940 mm (width reduced due to technical limitations)



3. Chapel

Single Door - DC 3.1 - SS - RC4

Fire resistance: NA

Side: Right Hand - Outswing

Finishing (RAL) - Inside: - Outside:

Dimensions:

Structural Opening: 1036mm x 2245mm

Frame: 1016mm x 2235mm

Clear Opening: 866mm x 2145mm

Effective Opening: 796mm x 2145mm

Ironmongery:

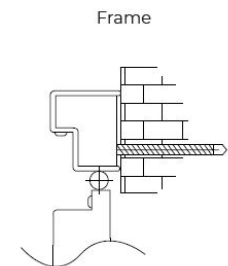
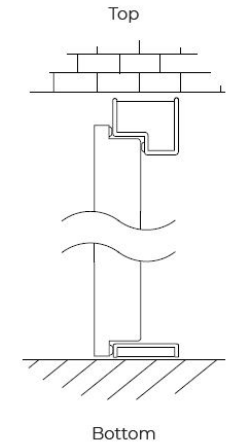
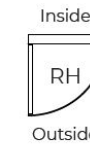
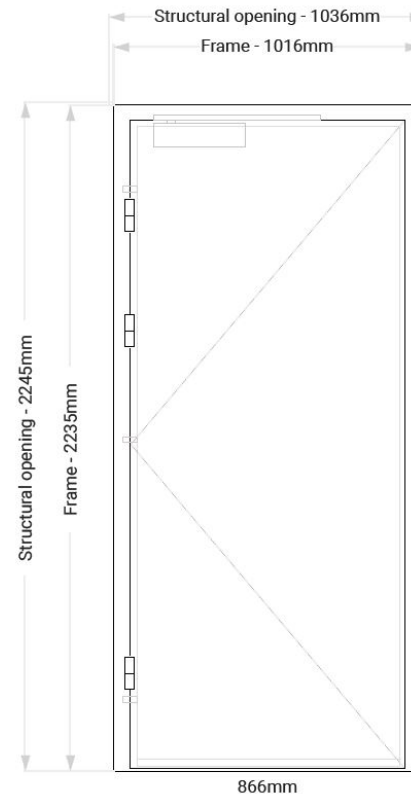
- Armoured cable door loop ABLOY
- Closer - Abloy DC 340 with guide rail (Mounted Inside)
- Closer - reinforcement

Extra over

- Preparation for non-standard lock (lock not included)

Notes:

Quotation for Supply Only. Installation and Delivery Charges not included. Doors manufactured from Stainless Steel grade 316 L and Powder Coated to C3 Corrosion Resistance Class. Anti-burglary Class RC4 will not be retained with locks other than tested multi-point central lock.



4. Library

Single Door - DC 3.1 - SS - RC4

Fire resistance: NA

Side: Left Hand - Outswing

Finishing (RAL) - Inside: - Outside:

Dimensions:

Structural Opening: 1036mm x 2245mm

Frame: 1016mm x 2235mm

Clear Opening: 866mm x 2145mm

Effective Opening: 796mm x 2145mm

Ironmongery:

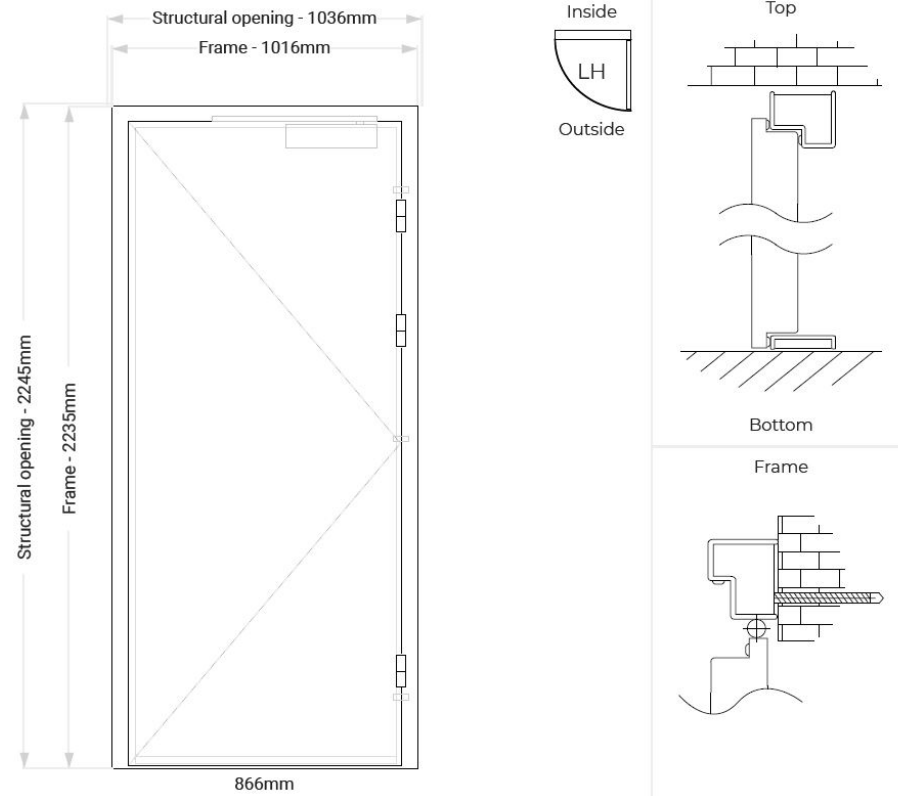
- Armoured cable door loop ABLOY
- Closer - Abloy DC 340 with guide rail (Mounted Inside)
- Closer - reinforcement

Extra over

- Preparation for non-standard lock (lock not included)

Notes:

Quotation for Supply Only. Installation and Delivery Charges not included. Doors manufactured from Stainless Steel grade 316 L and Powder Coated to C3 Corrosion Resistance Class. Anti-burglary Class RC4 will not be retained with locks other than tested multi-point central lock.



5. E1 SE (lower)

Single Door - DC 3.1 - SS - RC4

Fire resistance: NA

Side: Left Hand - Outswing

Finishing (RAL) - Inside: - Outside:

Dimensions:

Structural Opening: 1036mm x 2245mm

Frame: 1016mm x 2235mm

Clear Opening: 866mm x 2145mm

Effective Opening: 796mm x 2145mm

Ironmongery:

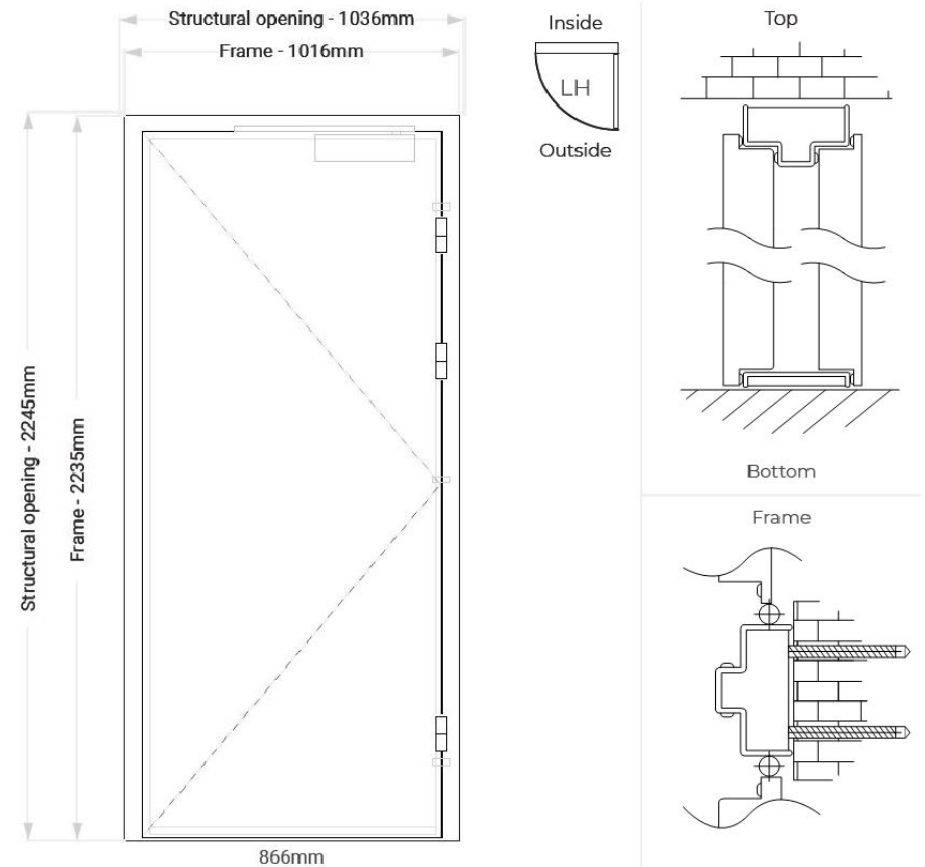
- Armoured cable door loop ABLOY
- Closer - Abloy DC 340 with guide rail (Mounted Outside)
- Closer - reinforcement

Extra over

- Preparation for non-standard lock (lock not included)
- KSR Stainless Steel RC4 (RH in) Hinged Security Bars + Stainless Steel 2 mm Wire Mesh (15 x 15 mm), including Mottura multi-point central lock, Euro-cylinder - Double Key Class 6 and Handle/Handle AHW500

Notes:

Quotation for Supply Only. Installation and Delivery Charges not included. Doors manufactured from Stainless Steel grade 316 L and Powder Coated to C3 Corrosion Resistance Class. Anti-burglary Class RC4 will not be retained with locks other than tested multi-point central lock.



6. E1 SE (upper)

Single Door - DC 3.1 - SS - RC4

Fire resistance: NA

Side: Left Hand - Outswing

Finishing (RAL) - Inside: - Outside:

Dimensions:

Structural Opening: 1036mm x 2245mm

Frame: 1016mm x 2235mm

Clear Opening: 866mm x 2145mm

Effective Opening: 796mm x 2145mm

Ironmongery:

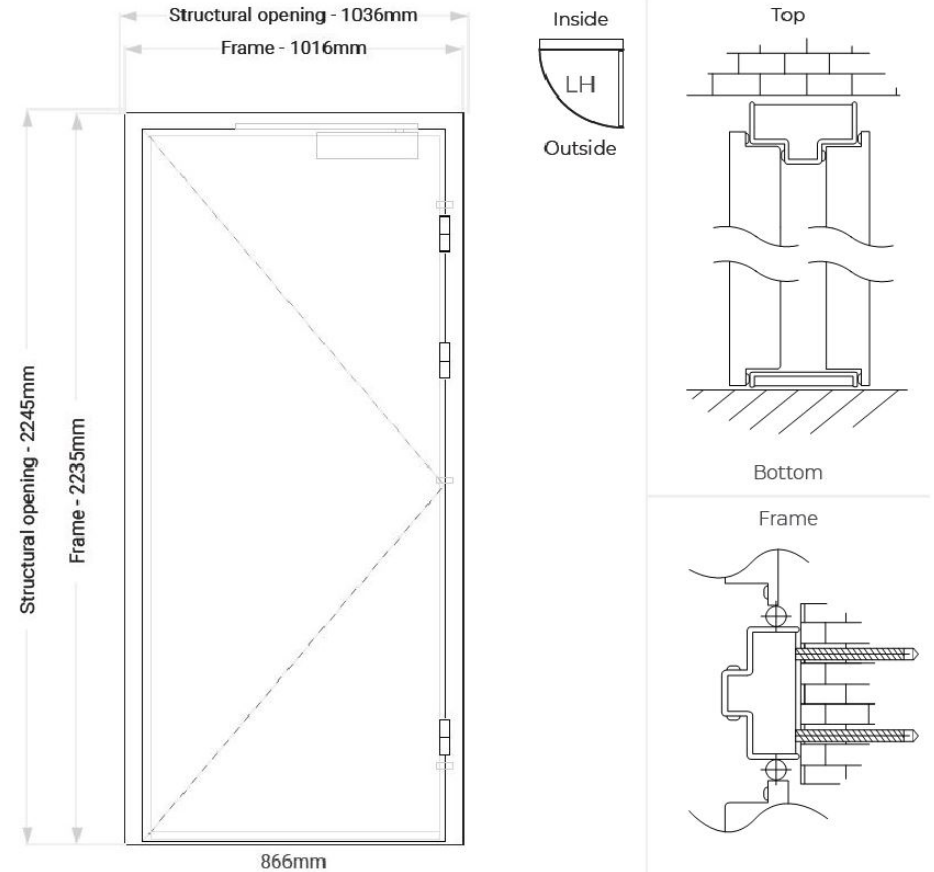
- Armoured cable door loop ABLOY
- Closer - Abloy DC 340 with guide rail (Mounted Outside)
- Closer - reinforcement

Extra over

- Preparation for non-standard lock (lock not included)
- KSR Stainless Steel RC4 (RH in) Hinged Security Bars + Stainless Steel 2 mm Wire Mesh (15 x 15 mm), including Mottura multi-point central lock, Euro-cylinder - Double Key Class 6 and Handle/Handle AHW500

Notes:

Quotation for Supply Only. Installation and Delivery Charges not included. Doors manufactured from Stainless Steel grade 316 L and Powder Coated to C3 Corrosion Resistance Class. Anti-burglary Class RC4 will not be retained with locks other than tested multi-point central lock.



7. E1 N (lower)

Single Door - DC 3.1 - SS - RC4

Fire resistance: NA**Side:** Right Hand - Outswing**Finishing (RAL) - Inside: - Outside:****Dimensions:****Structural Opening:** 1036mm x 2245mm**Frame:** 1016mm x 2235mm**Clear Opening:** 866mm x 2145mm**Effective Opening:** 796mm x 2145mm**Ironmongery:**

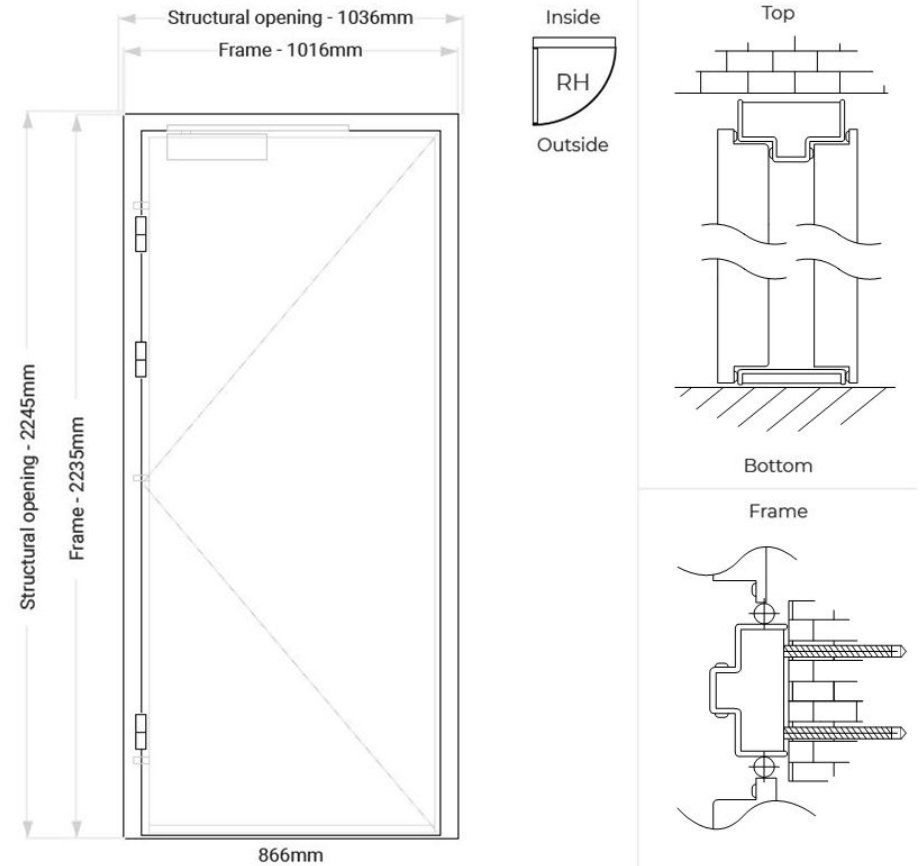
- Armoured cable door loop ABLOY
- Closer - Abloy DC 340 with guide rail (Mounted Outside)
- Closer - reinforcement

Extra over

- Preparation for non-standard lock (lock not included)
- KSR Stainless Steel RC4 (LH in) Hinged Security Bars + Stainless Steel 2 mm Wire Mesh (15 x 15 mm), including Mottura multi-point central lock, Euro-cylinder - Double Key Class 6 and Handle/Handle AHW500

Notes:

Quotation for Supply Only. Installation and Delivery Charges not included. Doors manufactured from Stainless Steel grade 316 L and Powder Coated to C3 Corrosion Resistance Class. Anti-burglary Class RC4 will not be retained with locks other than tested multi-point central lock.



8. E1 N (upper)

Single Door - DC 3.1 - SS - RC4

Fire resistance: NA

Side: Right Hand - Outswing

Finishing (RAL) - Inside: - Outside:

Dimensions:

Structural Opening: 1036mm x 2245mm

Frame: 1016mm x 2235mm

Clear Opening: 866mm x 2145mm

Effective Opening: 796mm x 2145mm

Ironmongery:

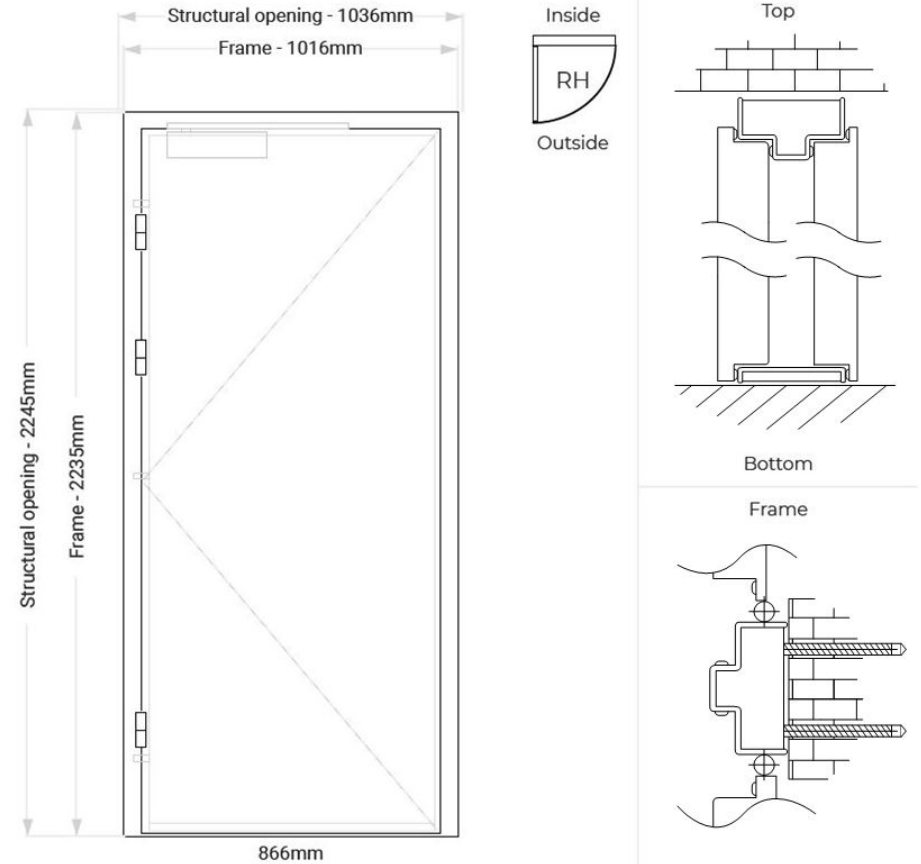
- Armoured cable door loop ABLOY
- Closer - Abloy DC 340 with guide rail (Mounted Outside)
- Closer - reinforcement

Extra over

- Preparation for non-standard lock (lock not included)
- KSR Stainless Steel RC4 (LH in) Hinged Security Bars + Stainless Steel 2 mm Wire Mesh (15 x 15 mm), including Mottura multi-point central lock, Euro-cylinder - Double Key Class 6 and Handle/Handle AHW500

Notes:

Quotation for Supply Only. Installation and Delivery Charges not included. Doors manufactured from Stainless Steel grade 316 L and Powder Coated to C3 Corrosion Resistance Class. Anti-burglary Class RC4 will not be retained with locks other than tested multi-point central lock.



9. E2 SW (lower)

Single Door - DC 3.1 - SS - RC4

Fire resistance: NA

Side: Left Hand - Outswing

Finishing (RAL) - Inside: - Outside:

Dimensions:

Structural Opening: 1036mm x 2245mm

Frame: 1016mm x 2235mm

Clear Opening: 866mm x 2145mm

Effective Opening: 796mm x 2145mm

Ironmongery:

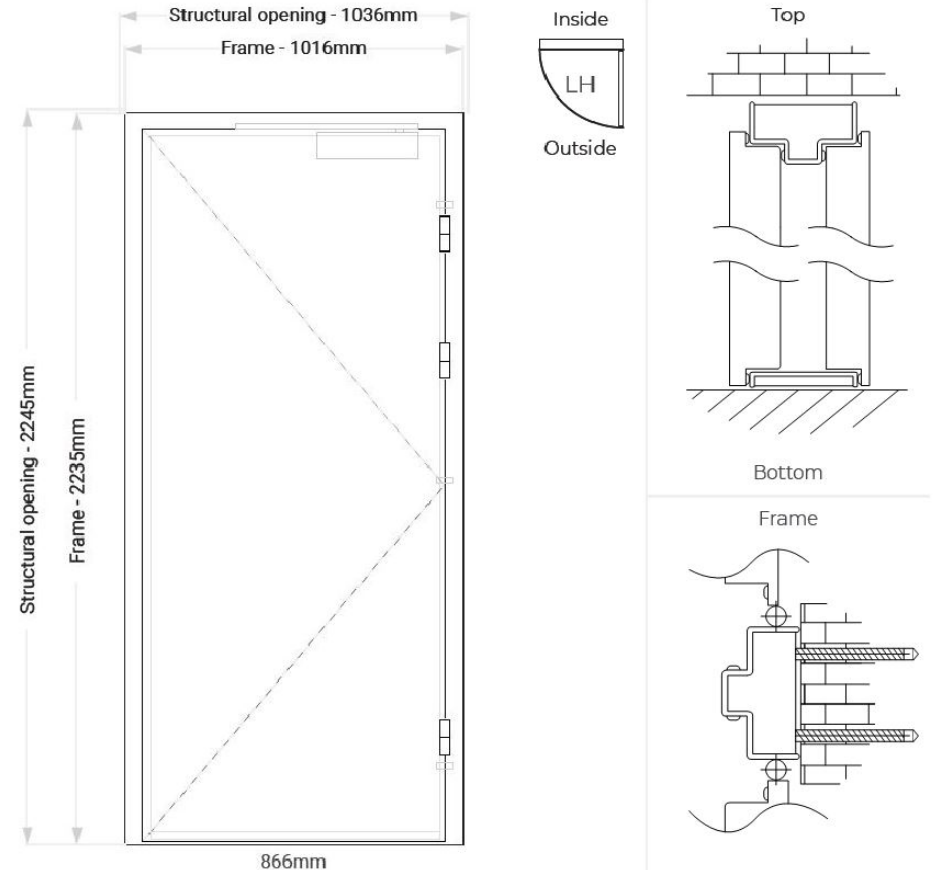
- Armoured cable door loop ABLOY
- Closer - Abloy DC 340 with guide rail (Mounted Outside)
- Closer - reinforcement

Extra over

- Preparation for non-standard lock (lock not included)
- KSR Stainless Steel RC4 (RH in) Hinged Security Bars + Stainless Steel 2 mm Wire Mesh (15 x 15 mm), including Mottura multi-point central lock, Euro-cylinder - Double Key Class 6 and Handle/Handle AHW500

Notes:

Quotation for Supply Only. Installation and Delivery Charges not included. Doors manufactured from Stainless Steel grade 316 L and Powder Coated to C3 Corrosion Resistance Class. Anti-burglary Class RC4 will not be retained with locks other than tested multi-point central lock.



10. E2 SW (upper)

Single Door - DC 3.1 - SS - RC4

Fire resistance: NA

Side: Left Hand - Outswing

Finishing (RAL) - Inside: - Outside:

Dimensions:

Structural Opening: 1036mm x 2245mm

Frame: 1016mm x 2235mm

Clear Opening: 866mm x 2145mm

Effective Opening: 796mm x 2145mm

Ironmongery:

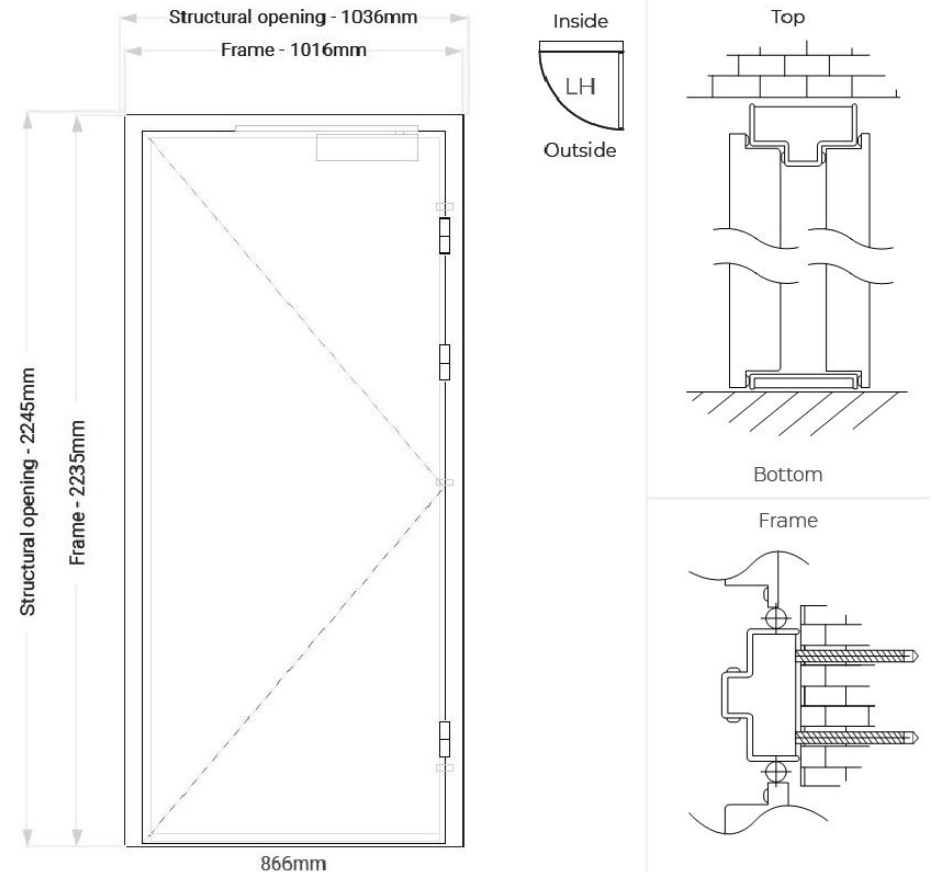
- Armoured cable door loop ABLOY
- Closer - Abloy DC 340 with guide rail (Mounted Outside)
- Closer - reinforcement

Extra over

- Preparation for non-standard lock (lock not included)
- KSR Stainless Steel RC4 (RH in) Hinged Security Bars + Stainless Steel 2 mm Wire Mesh (15 x 15 mm), including Mottura multi-point central lock, Euro-cylinder - Double Key Class 6 and Handle/Handle AHW500

Notes:

Quotation for Supply Only. Installation and Delivery Charges not included. Doors manufactured from Stainless Steel grade 316 L and Powder Coated to C3 Corrosion Resistance Class. Anti-burglary Class RC4 will not be retained with locks other than tested multi-point central lock.



11. E2 Shower(Ir)

Single Door - DC 3.1 - SS - RC4

Fire resistance: NA

Side: Right Hand - Inswing

Finishing (RAL) - Inside: - Outside:

Dimensions:

Structural Opening: 934mm x 2245mm

Frame: 914mm x 2235mm

Clear Opening: 764mm x 2145mm

Effective Opening: 694mm x 2145mm

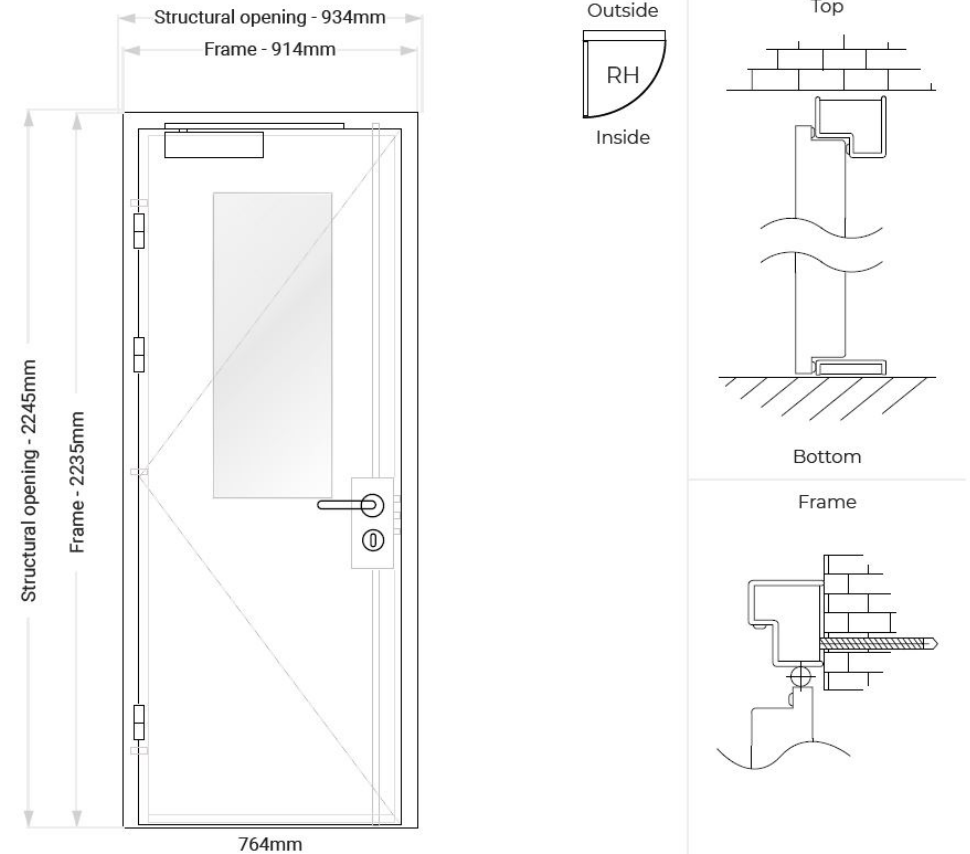
Ironmongery:

- Main Lock - Class.7 + Defender
- Cylinder - Double Key Class 6
- Handle/Handle AHW500 - mounting height (950mm)
- Closer - Abloy DC 340 with guide rail(Mounted Inside)
- Closer - reinforcement

Vision Panel: Type: P6

Notes:

Quotation for Supply Only. Installation and Delivery Charges not included. Doors manufactured from Stainless Steel grade 316 L and Powder Coated to C3 Corrosion Resistance Class. Anti-burglary Class RC4 will not be retained with locks other than tested multi-point central lock. Vision Panel 364 x 940 mm (width reduced due to technical limitations)



12. E2 Shower(up)

Single Door - DC 3.1 - SS - RC4

Fire resistance: NA

Side: Right Hand - Inswing

Finishing (RAL) - Inside: - Outside:

Dimensions:

Structural Opening: 934mm x 2245mm

Frame: 914mm x 2235mm

Clear Opening: 764mm x 2145mm

Effective Opening: 694mm x 2145mm

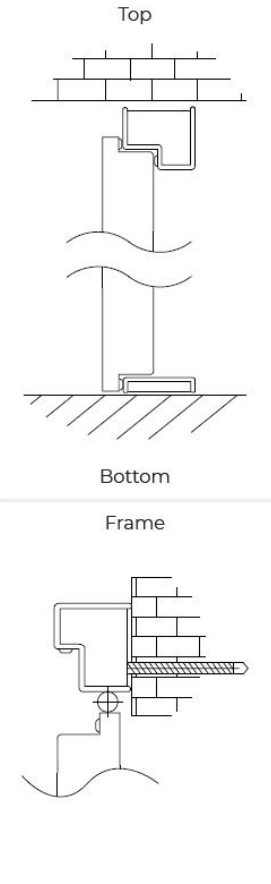
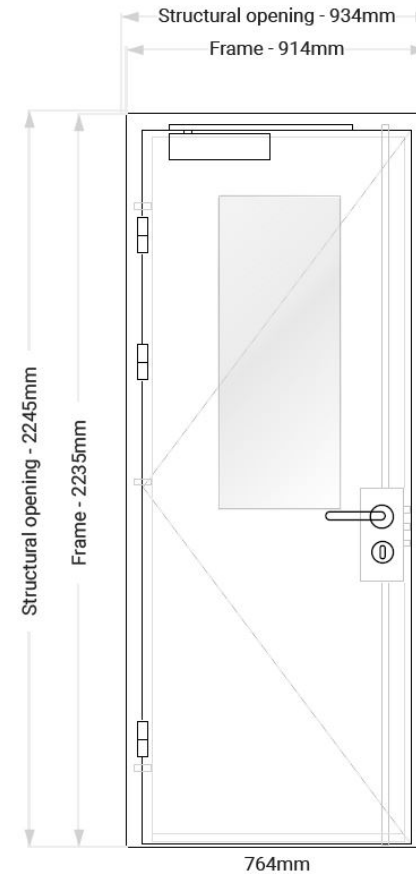
Ironmongery:

- Main Lock - Class.7 + Defender
- Cylinder - Double Key Class 6
- Handle/Handle AHW500 - mounting height (950mm)
- Closer - Abloy DC 340 with guide rail(Mounted Inside)
- Closer - reinforcement

Vision Panel: Type: P6

Notes:

Quotation for Supply Only. Installation and Delivery Charges not included. Doors manufactured from Stainless Steel grade 316 L and Powder Coated to C3 Corrosion Resistance Class. Anti-burglary Class RC4 will not be retained with locks other than tested multi-point central lock. Vision Panel 364 x 940 mm (width reduced due to technical limitations)



13. E2 NW (lower)

Single Door - DC 3.1 - SS - RC4

Fire resistance: NA

Side: Right Hand - Outswing

Finishing (RAL) - Inside: - Outside:

Dimensions:

Structural Opening: 1036mm x 2245mm

Frame: 1016mm x 2235mm

Clear Opening: 866mm x 2145mm

Effective Opening: 796mm x 2145mm

Ironmongery:

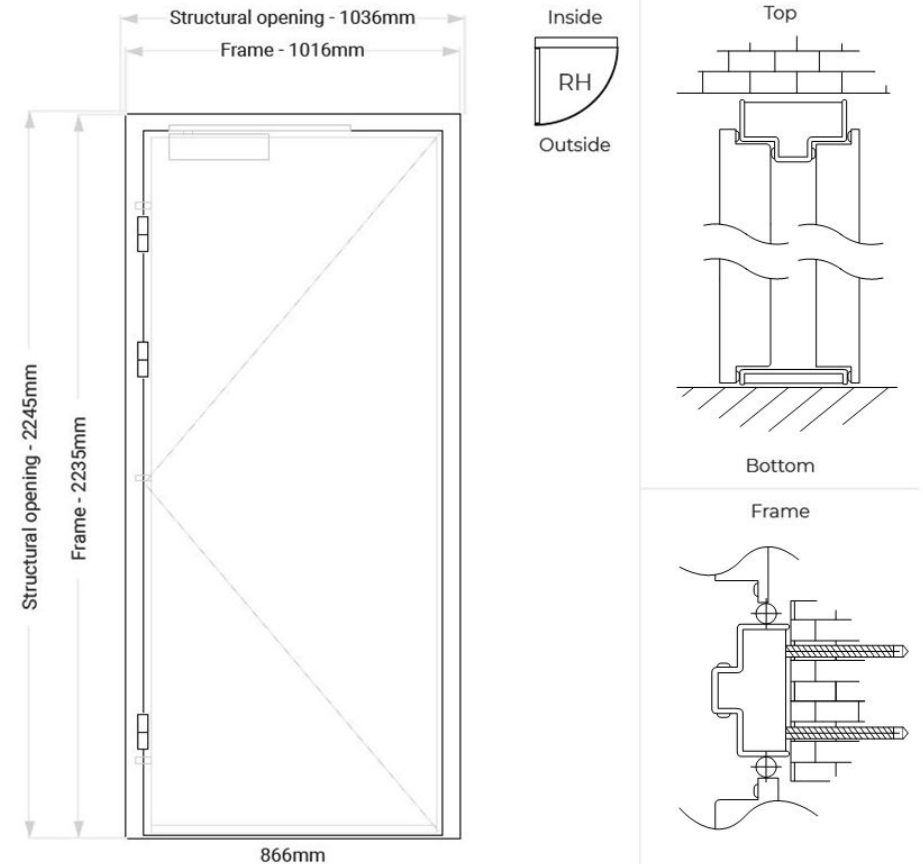
- Armoured cable door loop ABLOY
- Closer - Abloy DC 340 with guide rail (Mounted Outside)
- Closer - reinforcement

Extra over

- Preparation for non-standard lock (lock not included)
- KSR Stainless Steel RC4 (LH in) Hinged Security Bars + Stainless Steel 2 mm Wire Mesh (15 x 15 mm), including Mottura multi-point central lock, Euro-cylinder - Double Key Class 6 and Handle/Handle AHW500

Notes:

Quotation for Supply Only. Installation and Delivery Charges not included. Doors manufactured from Stainless Steel grade 316 L and Powder Coated to C3 Corrosion Resistance Class. Anti-burglary Class RC4 will not be retained with locks other than tested multi-point central lock.



14. E2 NW (upper)

Single Door - DC 3.1 - SS - RC4

Fire resistance: NA

Side: Right Hand - Outswing

Finishing (RAL) - Inside: - Outside:

Dimensions:

Structural Opening: 1036mm x 2245mm

Frame: 1016mm x 2235mm

Clear Opening: 866mm x 2145mm

Effective Opening: 796mm x 2145mm

Ironmongery:

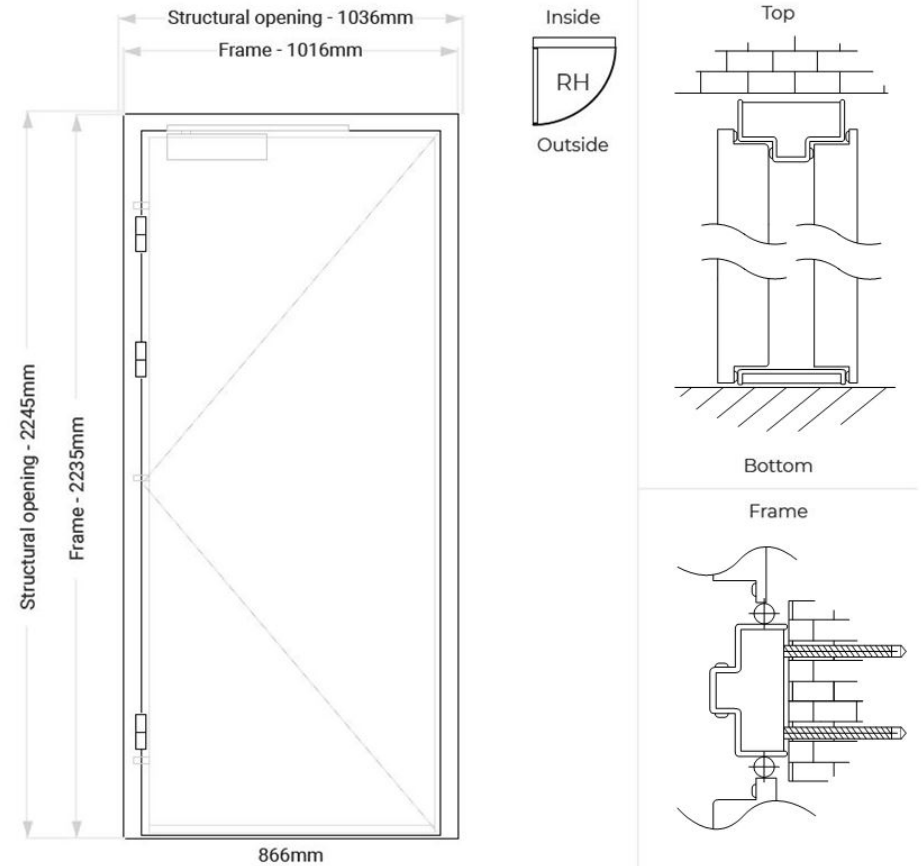
- Armoured cable door loop ABLOY
- Closer - Abloy DC 340 with guide rail (Mounted Outside)
- Closer - reinforcement

Extra over

- Preparation for non-standard lock (lock not included)
- KSR Stainless Steel RC4 (LH in) Hinged Security Bars + Stainless Steel 2 mm Wire Mesh (15 x 15 mm), including Mottura multi-point central lock, Euro-cylinder - Double Key Class 6 and Handle/Handle AHW500

Notes:

Quotation for Supply Only. Installation and Delivery Charges not included. Doors manufactured from Stainless Steel grade 316 L and Powder Coated to C3 Corrosion Resistance Class. Anti-burglary Class RC4 will not be retained with locks other than tested multi-point central lock.



15. E3 NW (lower)

Single Door - DC 3.1 - SS - RC4

Fire resistance: NA

Side: Right Hand - Outswing

Finishing (RAL) - Inside: - Outside:

Dimensions:

Structural Opening: 1036mm x 2245mm

Frame: 1016mm x 2235mm

Clear Opening: 866mm x 2145mm

Effective Opening: 796mm x 2145mm

Ironmongery:

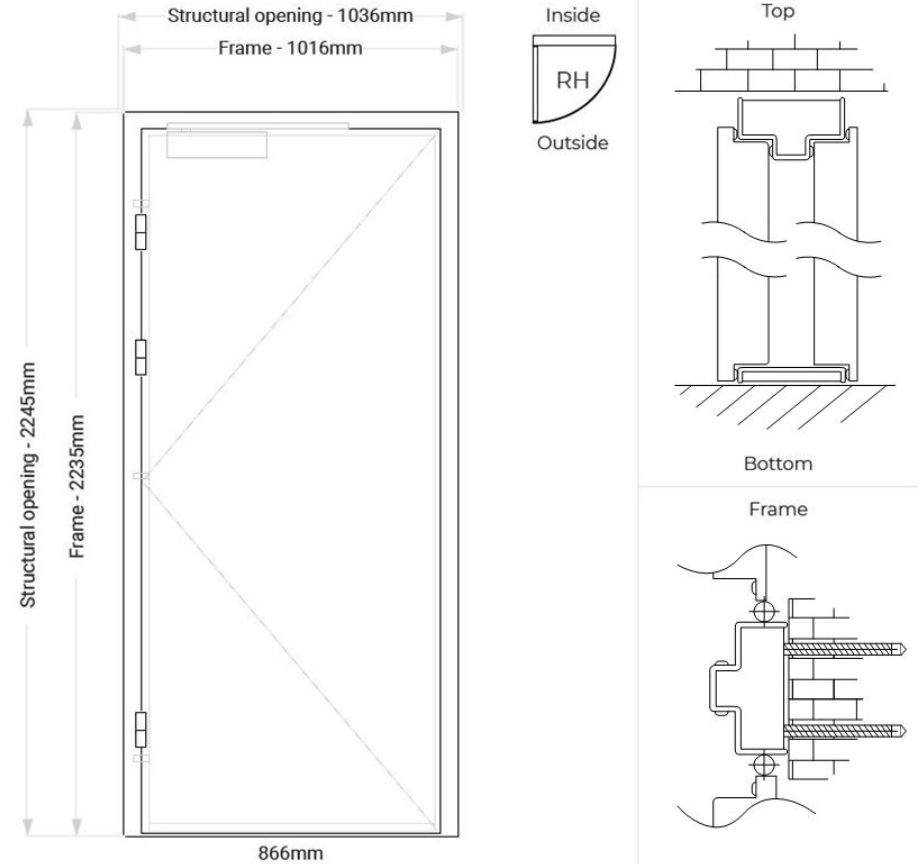
- Armoured cable door loop ABLOY
- Closer - Abloy DC 340 with guide rail (Mounted Outside)
- Closer - reinforcement

Extra over

- Preparation for non-standard lock (lock not included)
- KSR Stainless Steel RC4 (LH in) Hinged Security Bars + Stainless Steel 2 mm Wire Mesh (15 x 15 mm), including Mottura multi-point central lock, Euro-cylinder - Double Key Class 6 and Handle/Handle AHW500

Notes:

Quotation for Supply Only. Installation and Delivery Charges not included. Doors manufactured from Stainless Steel grade 316 L and Powder Coated to C3 Corrosion Resistance Class. Anti-burglary Class RC4 will not be retained with locks other than tested multi-point central lock.



16. E3 NW (upper)

Single Door - DC 3.1 - SS - RC4

Fire resistance: NA

Side: Right Hand - Outswing

Finishing (RAL) - Inside: - Outside:

Dimensions:

Structural Opening: 1036mm x 2245mm

Frame: 1016mm x 2235mm

Clear Opening: 866mm x 2145mm

Effective Opening: 796mm x 2145mm

Ironmongery:

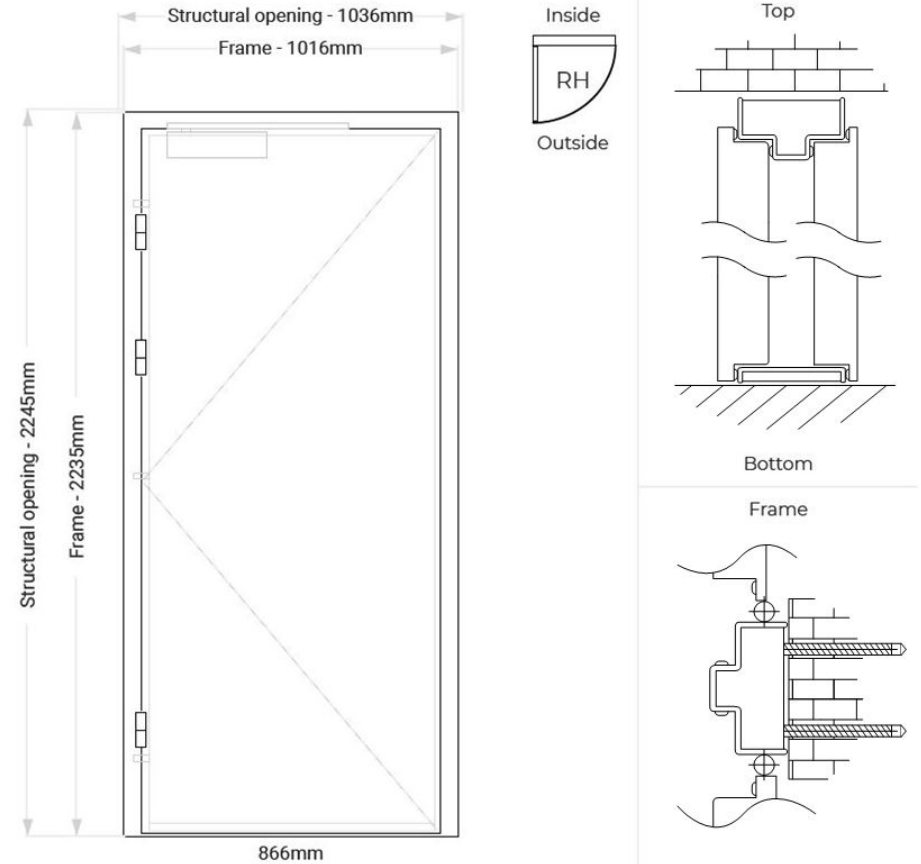
- Armoured cable door loop ABLOY
- Closer - Abloy DC 340 with guide rail (Mounted Outside)
- Closer - reinforcement

Extra over

- Preparation for non-standard lock (lock not included)
- KSR Stainless Steel RC4 (LH in) Hinged Security Bars + Stainless Steel 2 mm Wire Mesh (15 x 15 mm), including Mottura multi-point central lock, Euro-cylinder - Double Key Class 6 and Handle/Handle AHW500

Notes:

Quotation for Supply Only. Installation and Delivery Charges not included. Doors manufactured from Stainless Steel grade 316 L and Powder Coated to C3 Corrosion Resistance Class. Anti-burglary Class RC4 will not be retained with locks other than tested multi-point central lock.



17. E3 NE (lower)

Single Door - DC 3.1 - SS - RC4

Fire resistance: NA

Side: Left Hand - Outswing

Finishing (RAL) - Inside: - Outside:

Dimensions:

Structural Opening: 1036mm x 2245mm

Frame: 1016mm x 2235mm

Clear Opening: 866mm x 2145mm

Effective Opening: 796mm x 2145mm

Ironmongery:

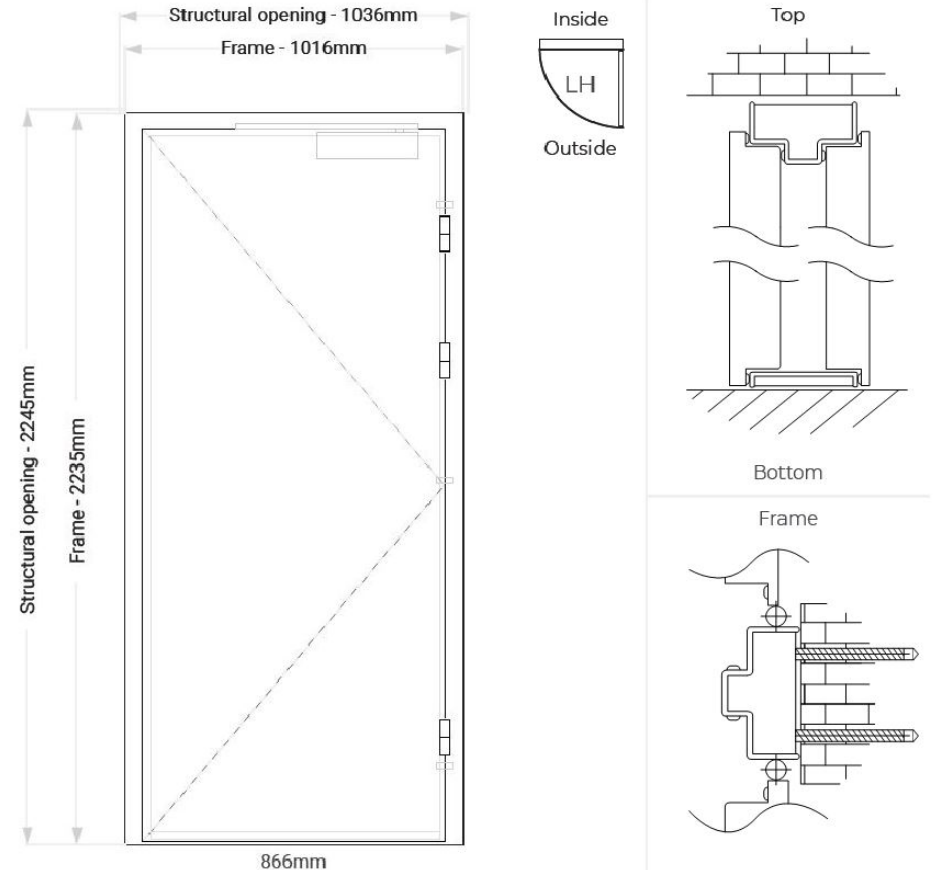
- Armoured cable door loop ABLOY
- Closer - Abloy DC 340 with guide rail (Mounted Outside)
- Closer - reinforcement

Extra over

- Preparation for non-standard lock (lock not included)
- KSR Stainless Steel RC4 (RH in) Hinged Security Bars + Stainless Steel 2 mm Wire Mesh (15 x 15 mm), including Mottura multi-point central lock, Euro-cylinder - Double Key Class 6 and Handle/Handle AHW500

Notes:

Quotation for Supply Only. Installation and Delivery Charges not included. Doors manufactured from Stainless Steel grade 316 L and Powder Coated to C3 Corrosion Resistance Class. Anti-burglary Class RC4 will not be retained with locks other than tested multi-point central lock.



18. E3 NE (upper)

Single Door - DC 3.1 - SS - RC4

Fire resistance: NA

Side: Left Hand - Outswing

Finishing (RAL) - Inside: - Outside:

Dimensions:

Structural Opening: 1036mm x 2245mm

Frame: 1016mm x 2235mm

Clear Opening: 866mm x 2145mm

Effective Opening: 796mm x 2145mm

Ironmongery:

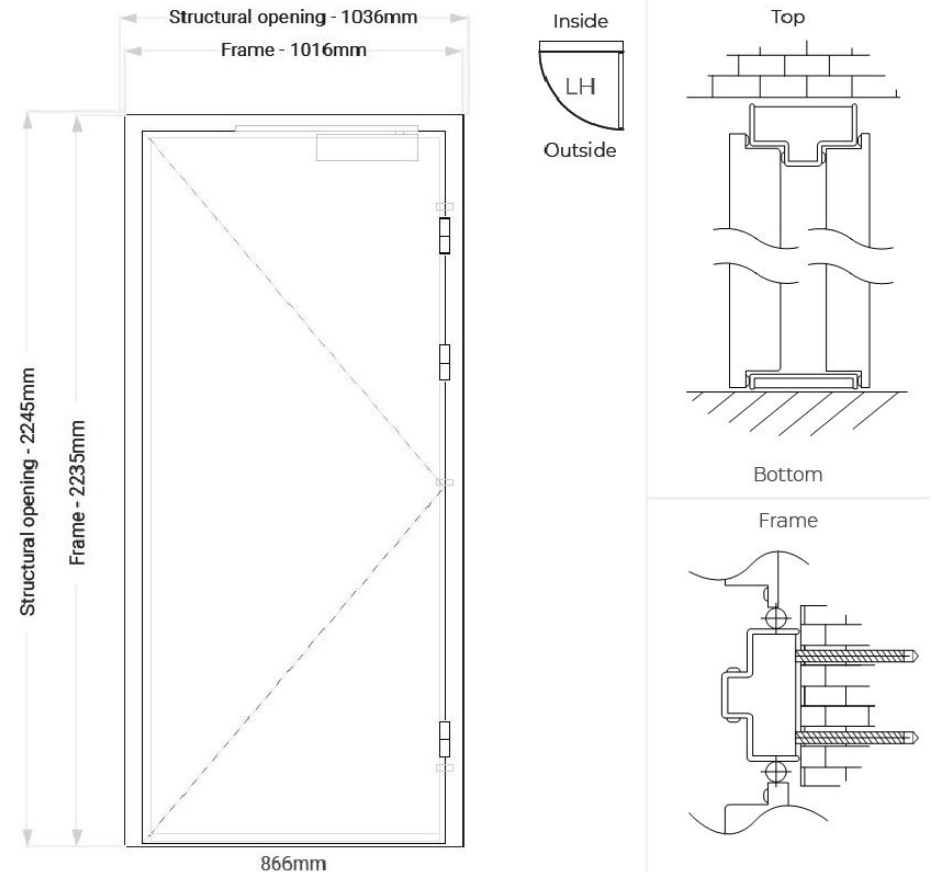
- Armoured cable door loop ABLOY
- Closer - Abloy DC 340 with guide rail (Mounted Outside)
- Closer - reinforcement

Extra over

- Preparation for non-standard lock (lock not included)
- KSR Stainless Steel RC4 (RH in) Hinged Security Bars + Stainless Steel 2 mm Wire Mesh (15 x 15 mm), including Mottura multi-point central lock, Euro-cylinder - Double Key Class 6 and Handle/Handle AHW500

Notes:

Quotation for Supply Only. Installation and Delivery Charges not included. Doors manufactured from Stainless Steel grade 316 L and Powder Coated to C3 Corrosion Resistance Class. Anti-burglary Class RC4 will not be retained with locks other than tested multi-point central lock.



19. Remand SW (low)

Single Door - DC 3.1 - SS - RC4

Fire resistance: NA

Side: Left Hand - Outswing

Finishing (RAL) - Inside: - Outside:

Dimensions:

Structural Opening: 1036mm x 2245mm

Frame: 1016mm x 2235mm

Clear Opening: 866mm x 2145mm

Effective Opening: 796mm x 2145mm

Ironmongery:

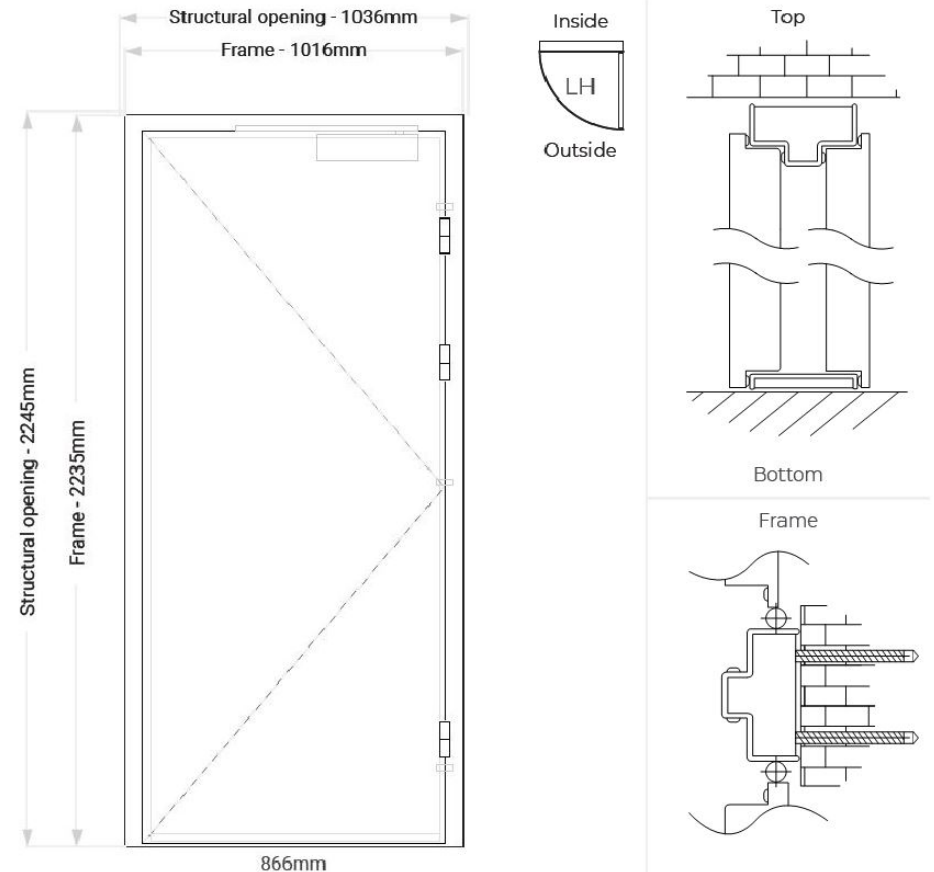
- Armoured cable door loop ABLOY
- Closer - Abloy DC 340 with guide rail (Mounted Outside)
- Closer - reinforcement

Extra over

- Preparation for non-standard lock (lock not included)
- KSR Stainless Steel RC4 (RH in) Hinged Security Bars + Stainless Steel 2 mm Wire Mesh (15 x 15 mm), including Mottura multi-point central lock, Euro-cylinder - Double Key Class 6 and Handle/Handle AHW500

Notes:

Quotation for Supply Only. Installation and Delivery Charges not included. Doors manufactured from Stainless Steel grade 316 L and Powder Coated to C3 Corrosion Resistance Class. Anti-burglary Class RC4 will not be retained with locks other than tested multi-point central lock.



20. Remand SW (up)
Single Door - DC 3.1 - SS - RC4

Fire resistance: NA

Side: Left Hand - Outswing

Finishing (RAL) - Inside: - Outside:

Dimensions:

Structural Opening: 1036mm x 2245mm

Frame: 1016mm x 2235mm

Clear Opening: 866mm x 2145mm

Effective Opening: 796mm x 2145mm

Ironmongery:

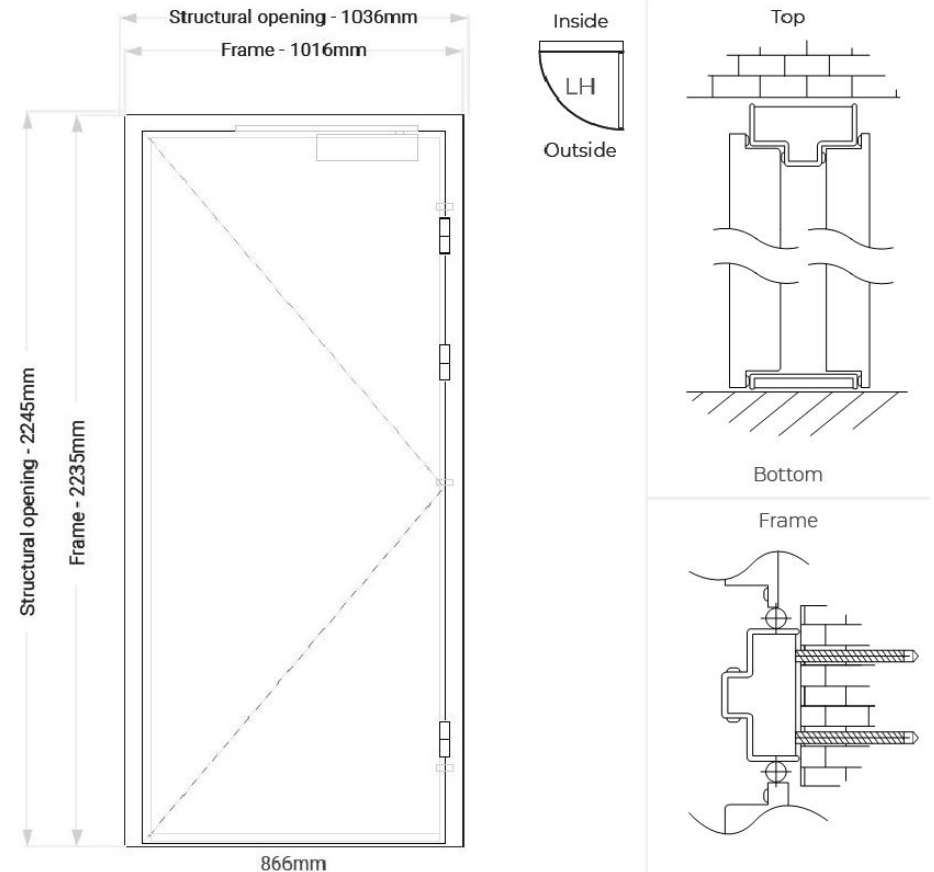
- Armoured cable door loop ABLOY
- Closer - Abloy DC 340 with guide rail (Mounted Outside)
- Closer - reinforcement

Extra over

- Preparation for non-standard lock (lock not included)
- KSR Stainless Steel RC4 (RH in) Hinged Security Bars + Stainless Steel 2 mm Wire Mesh (15 x 15 mm), including Mottura multi-point central lock, Euro-cylinder - Double Key Class 6 and Handle/Handle AHW500

Notes:

Quotation for Supply Only. Installation and Delivery Charges not included. Doors manufactured from Stainless Steel grade 316 L and Powder Coated to C3 Corrosion Resistance Class. Anti-burglary Class RC4 will not be retained with locks other than tested multi-point central lock.



21. Remand NE (up)
Single Door - DC 3.1 - SS - RC4

Fire resistance: NA

Side: Right Hand - Outswing

Finishing (RAL) - Inside: - Outside:

Dimensions:

Structural Opening: 1036mm x 2245mm

Frame: 1016mm x 2235mm

Clear Opening: 866mm x 2145mm

Effective Opening: 796mm x 2145mm

Ironmongery:

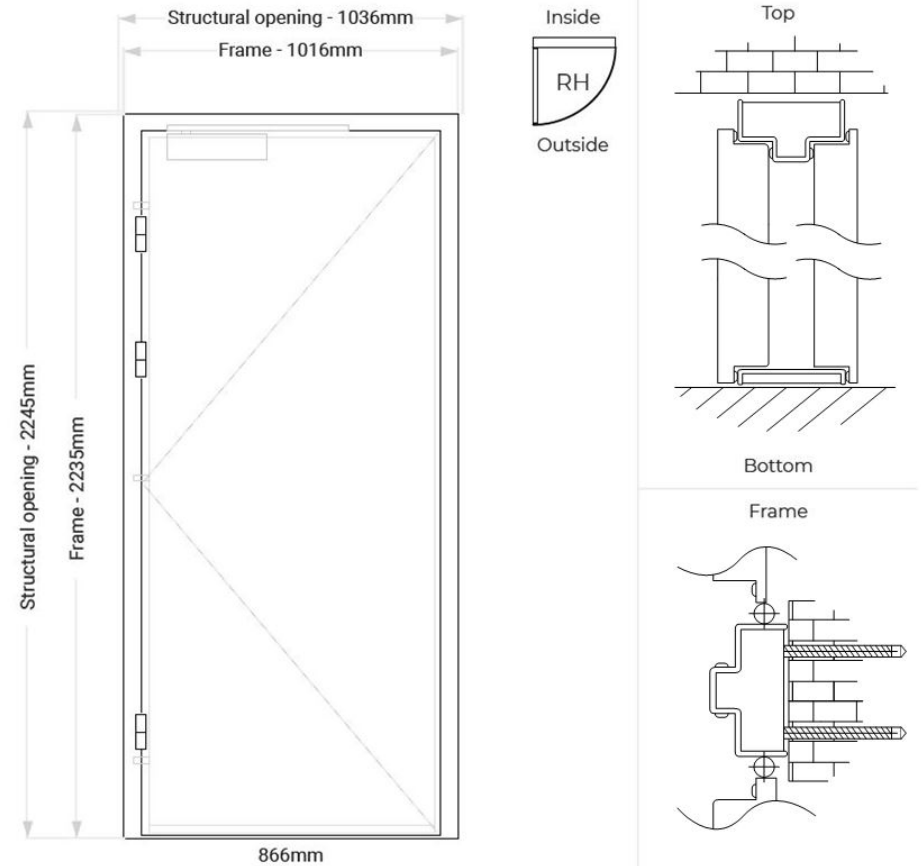
- Armoured cable door loop ABLOY
- Closer - Abloy DC 340 with guide rail (Mounted Outside)
- Closer - reinforcement

Extra over

- Preparation for non-standard lock (lock not included)
- KSR Stainless Steel RC4 (LH in) Hinged Security Bars + Stainless Steel 2 mm Wire Mesh (15 x 15 mm), including Mottura multi-point central lock, Euro-cylinder - Double Key Class 6 and Handle/Handle AHW500

Notes:

Quotation for Supply Only. Installation and Delivery Charges not included. Doors manufactured from Stainless Steel grade 316 L and Powder Coated to C3 Corrosion Resistance Class. Anti-burglary Class RC4 will not be retained with locks other than tested multi-point central lock.



22. Remand NE (low)
Single Door - DC 3.1 - SS - RC4

Fire resistance: NA

Side: Right Hand - Outswing

Finishing (RAL) - Inside: - Outside:

Dimensions:

Structural Opening: 1036mm x 2245mm

Frame: 1016mm x 2235mm

Clear Opening: 866mm x 2145mm

Effective Opening: 796mm x 2145mm

Ironmongery:

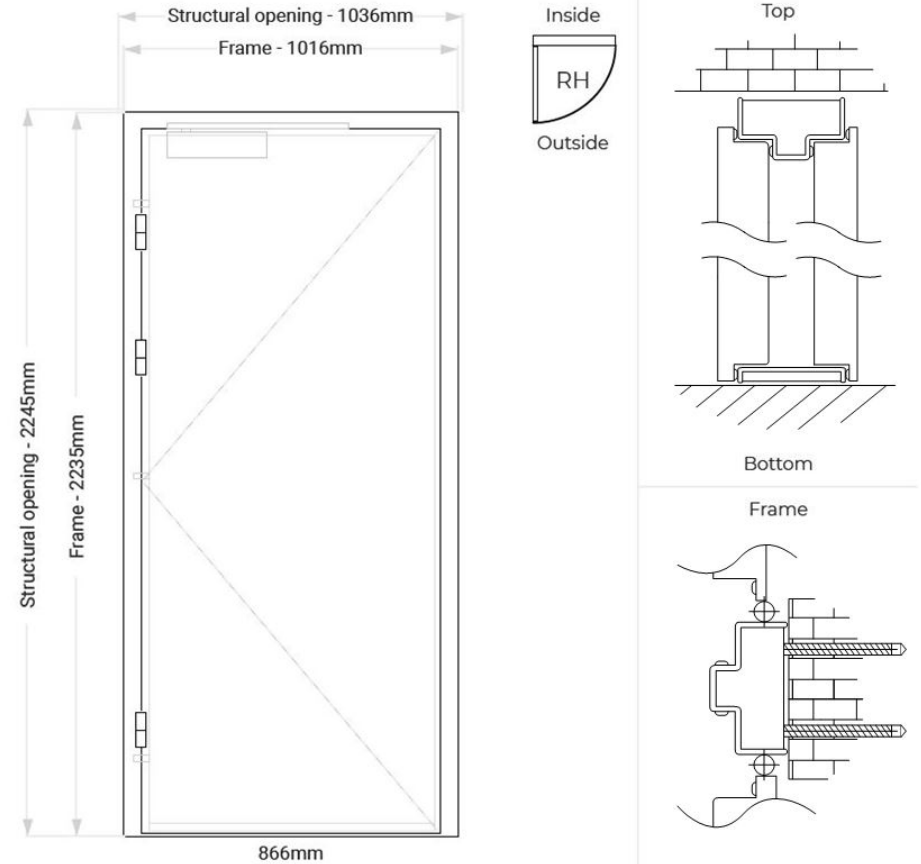
- Armoured cable door loop ABLOY
- Closer - Abloy DC 340 with guide rail (Mounted Outside)
- Closer - reinforcement

Extra over

- Preparation for non-standard lock (lock not included)
- KSR Stainless Steel RC4 (LH in) Hinged Security Bars + Stainless Steel 2 mm Wire Mesh (15 x 15 mm), including Mottura multi-point central lock, Euro-cylinder - Double Key Class 6 and Handle/Handle AHW500

Notes:

Quotation for Supply Only. Installation and Delivery Charges not included. Doors manufactured from Stainless Steel grade 316 L and Powder Coated to C3 Corrosion Resistance Class. Anti-burglary Class RC4 will not be retained with locks other than tested multi-point central lock.



23. Gate Lodge

Double Doors - DC 3.1 - SS - RC4

Fire resistance: NA

Side: Right Hand - Outswing

Finishing (RAL) - Inside: - Outside:

Dimensions:

Structural Opening: 1658mm x 2245mm

Frame: 1638mm x 2235mm

Clear Opening: 1468mm x 2145mm

Effective Opening: 1398mm x 2145mm

Ironmongery:

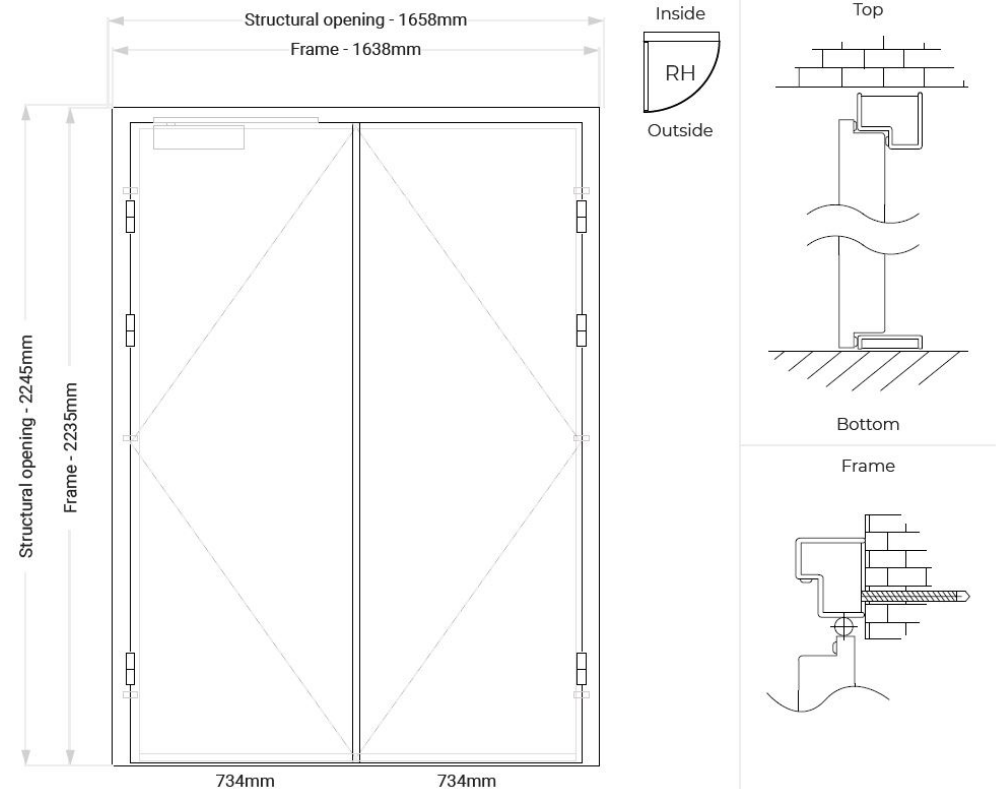
- Armoured cable door loop ABLOY
- Armoured cable door loop ABLOY
- Flush bolts
- Closer - Abloy DC 340 with guide rail (Mounted Inside)
- Closer - reinforcement

Extra over

- Preparation for non-standard lock (lock not included)

Notes:

Quotation for Supply Only. Installation and Delivery Charges not included. Doors manufactured from Stainless Steel grade 316 L and Powder Coated to C3 Corrosion Resistance Class. Anti-burglary Class RC4 will not be retained with locks other than tested multi-point central lock.



24. Max C3/C4 (up)

Single Door - DC 3.1 - SS - RC4

Fire resistance: NA

Side: Left Hand - Outswing

Finishing (RAL) - Inside: - Outside:

Dimensions:

Structural Opening: 1036mm x 2245mm

Frame: 1016mm x 2235mm

Clear Opening: 866mm x 2145mm

Effective Opening: 796mm x 2145mm

Ironmongery:

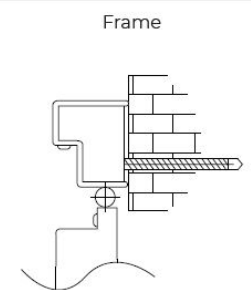
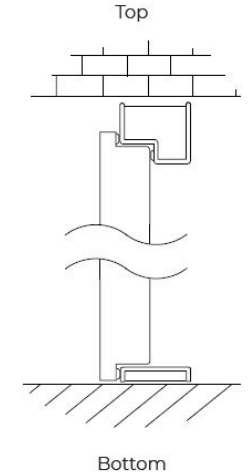
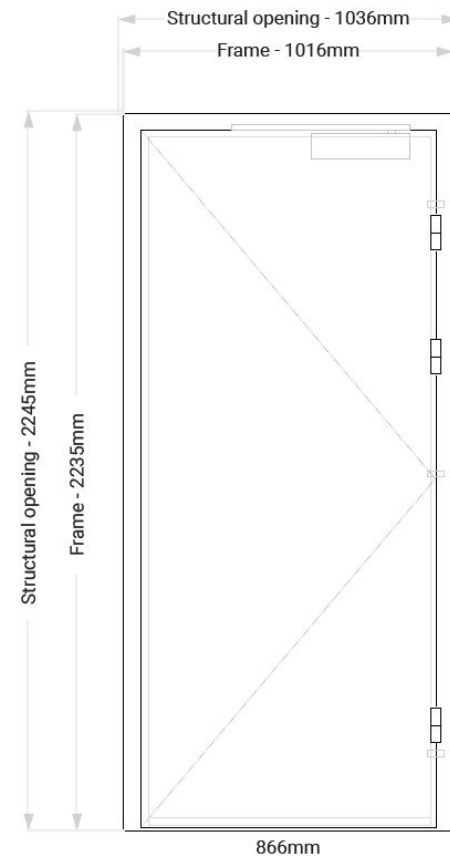
- Armoured cable door loop ABLOY
- Closer - Abloy DC 340 with guide rail (Mounted Inside)
- Closer - reinforcement

Extra over

- Preparation for non-standard lock (lock not included)

Notes:

Quotation for Supply Only. Installation and Delivery Charges not included. Doors manufactured from Stainless Steel grade 316 L and Powder Coated to C3 Corrosion Resistance Class. Anti-burglary Class RC4 will not be retained with locks other than tested multi-point central lock.



25. Max C5/C6 (up)

Single Door - DC 3.1 - SS - RC4

Fire resistance: NA**Side:** Left Hand - Outswing**Finishing (RAL) - Inside: - Outside:****Dimensions:****Structural Opening:** 1036mm x 2245mm**Frame:** 1016mm x 2235mm**Clear Opening:** 866mm x 2145mm**Effective Opening:** 796mm x 2145mm**Ironmongery:**

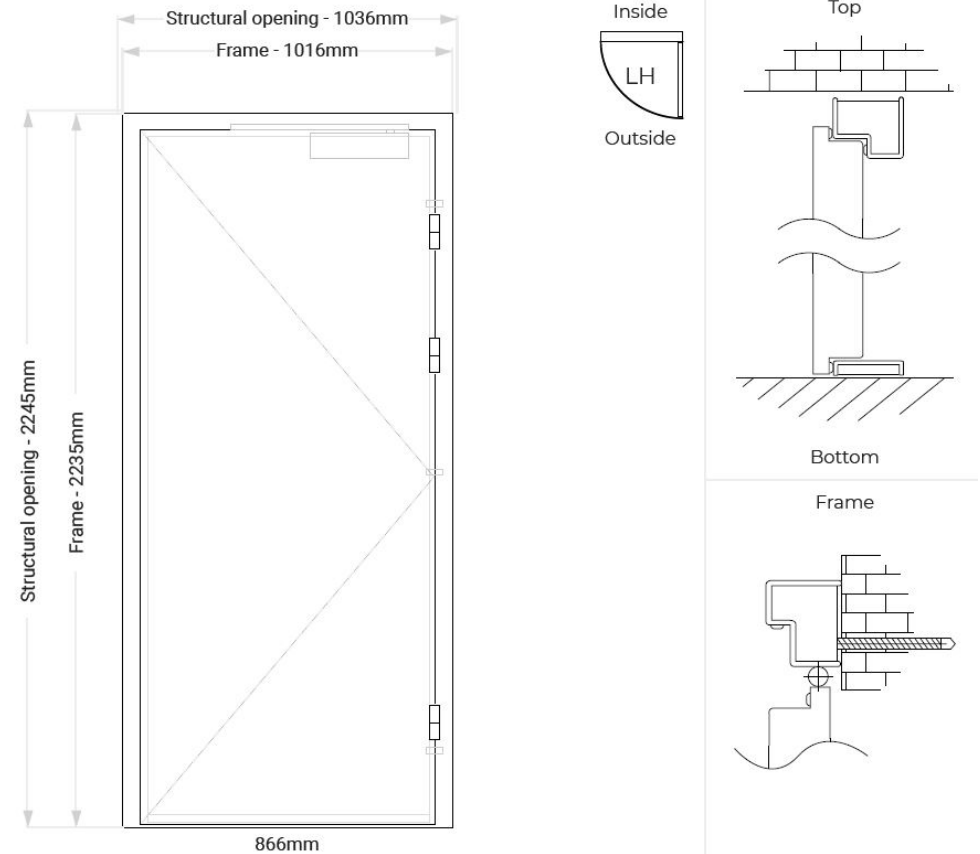
- Armoured cable door loop ABLOY
- Closer - Abloy DC 340 with guide rail (Mounted Inside)
- Closer - reinforcement

Extra over

- Preparation for non-standard lock (lock not included)

Notes:

Quotation for Supply Only. Installation and Delivery Charges not included. Doors manufactured from Stainless Steel grade 316 L and Powder Coated to C3 Corrosion Resistance Class. Anti-burglary Class RC4 will not be retained with locks other than tested multi-point central lock.



26. Condemn (lower)
Double Doors - DC 3.1 - SS - RC4

Fire resistance: NA

Side: Right Hand - Outswing

Finishing (RAL) - Inside: - Outside:

Dimensions:

Structural Opening: 1633mm x 2245mm

Frame: 1613mm x 2235mm

Clear Opening: 1443mm x 2145mm

Effective Opening: 1373mm x 2145mm

Ironmongery:

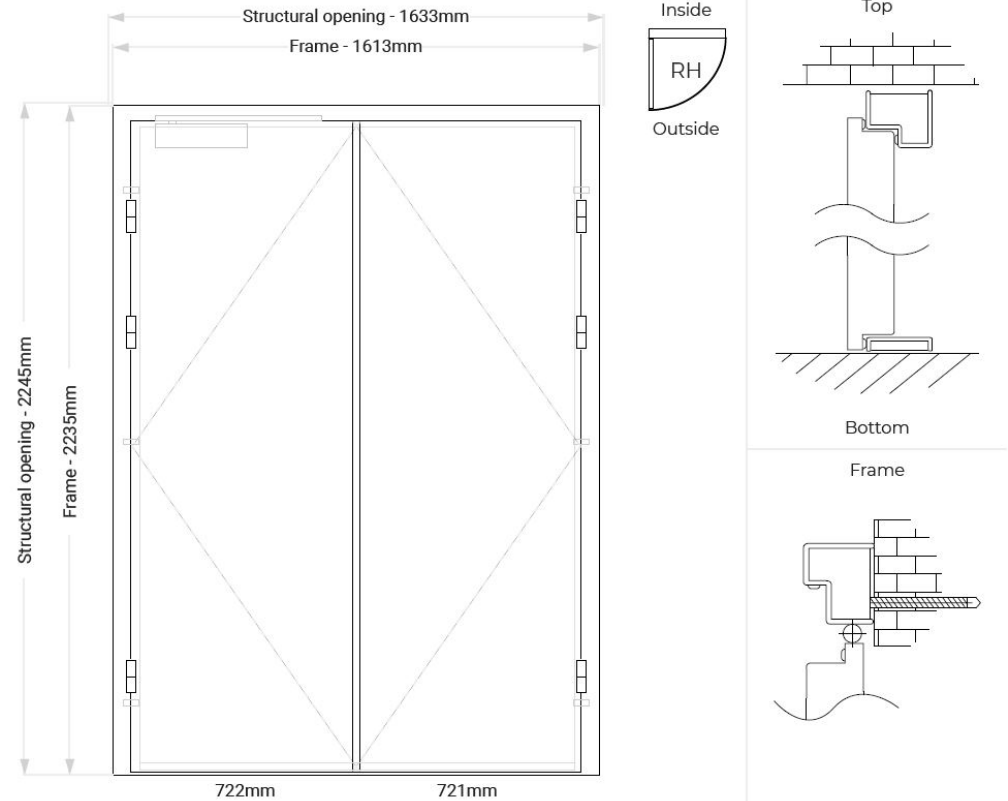
- Armoured cable door loop ABLOY
- Armoured cable door loop ABLOY
- Flush bolts
- Closer - Abloy DC 340 with guide rail (Mounted Inside)
- Closer - reinforcement

Extra over

- Preparation for non-standard lock (lock not included)

Notes:

Quotation for Supply Only. Installation and Delivery Charges not included. Doors manufactured from Stainless Steel grade 316 L and Powder Coated to C3 Corrosion Resistance Class. Anti-burglary Class RC4 will not be retained with locks other than tested multi-point central lock.



27. Condemn (upper)
Single Door - DC 3.1 - SS - RC4

Fire resistance: NA

Side: Left Hand - Outswing

Finishing (RAL) - Inside: - Outside:

Dimensions:

Structural Opening: 1036mm x 2245mm

Frame: 1016mm x 2235mm

Clear Opening: 866mm x 2145mm

Effective Opening: 796mm x 2145mm

Ironmongery:

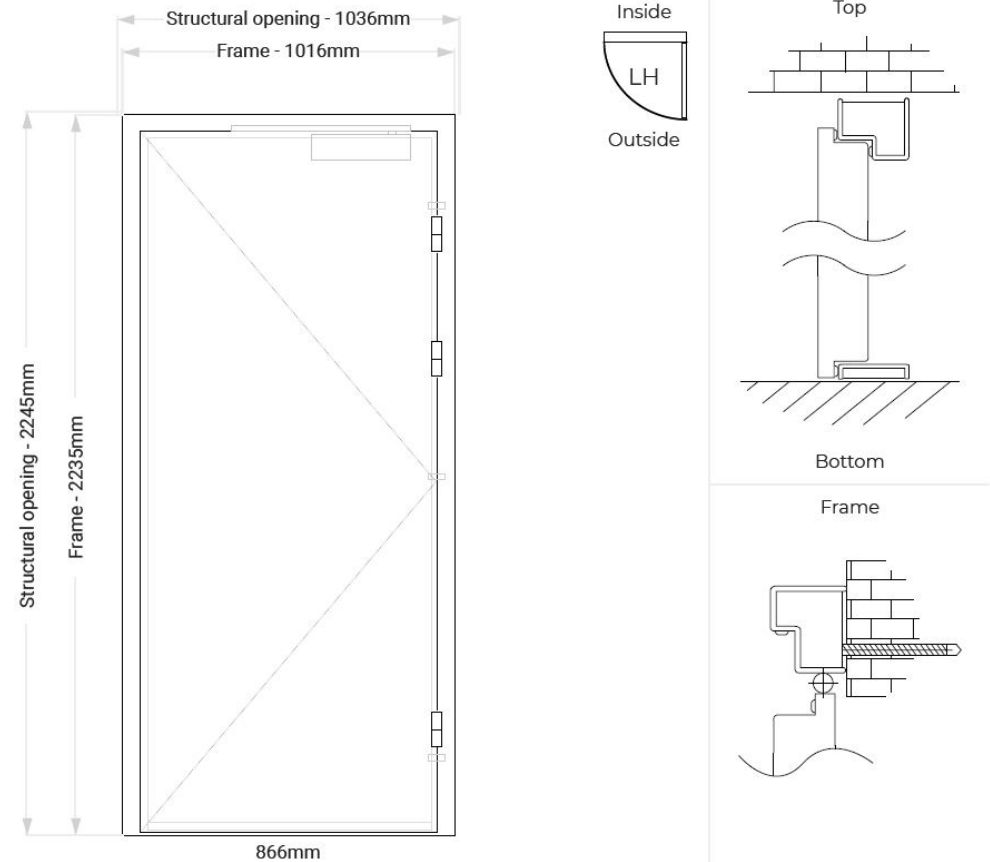
- Armoured cable door loop ABLOY
- Closer - Abloy DC 340 with guide rail (Mounted Inside)
- Closer - reinforcement

Extra over

- Preparation for non-standard lock (lock not included)

Notes:

Quotation for Supply Only. Installation and Delivery Charges not included. Doors manufactured from Stainless Steel grade 316 L and Powder Coated to C3 Corrosion Resistance Class. Anti-burglary Class RC4 will not be retained with locks other than tested multi-point central lock.



31. Laundry

Double Doors - DC 3.1 - SS - RC4

Fire resistance: NA

Side: Right Hand - Outswing

Finishing (RAL) - Inside: - Outside:

Dimensions:

Structural Opening: 1646mm x 2245mm

Frame: 1626mm x 2235mm

Clear Opening: 1456mm x 2145mm

Effective Opening: 1386mm x 2145mm

Ironmongery:

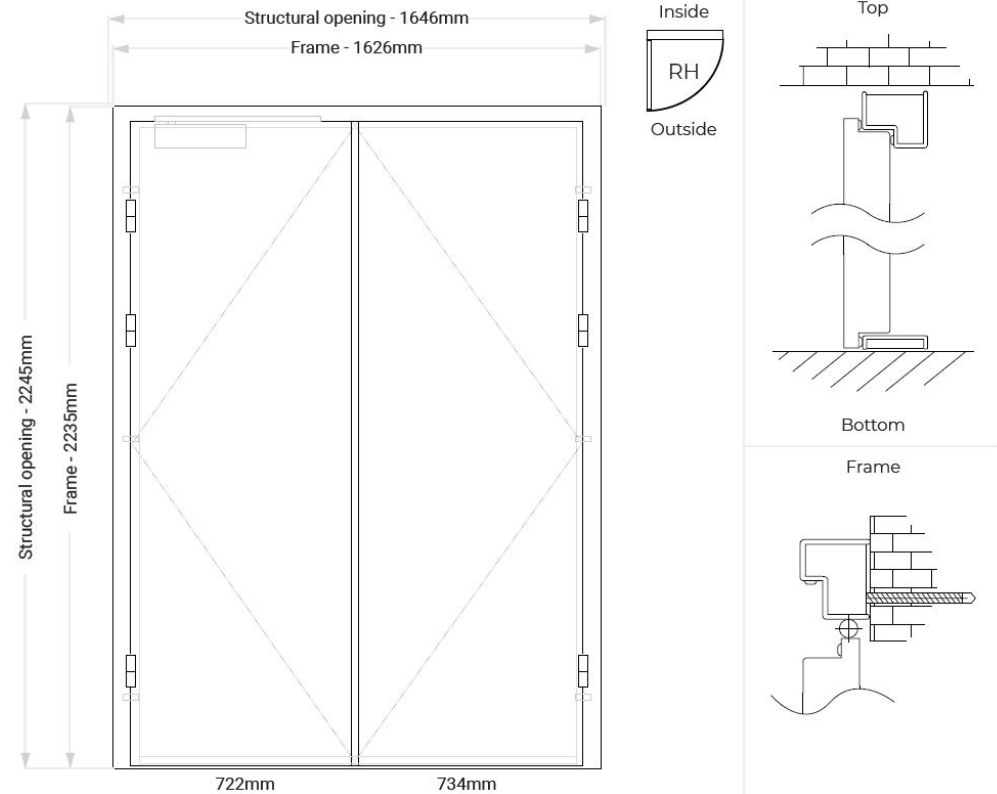
- Armoured cable door loop ABLOY
- Armoured cable door loop ABLOY
- Flush bolts
- Closer - Abloy DC 340 with guide rail (Mounted Inside)
- Closer - reinforcement

Extra over

- Preparation for non-standard lock (lock not included)

Notes:

Quotation for Supply Only. Installation and Delivery Charges not included. Doors manufactured from Stainless Steel grade 316 L and Powder Coated to C3 Corrosion Resistance Class. Anti-burglary Class RC4 will not be retained with locks other than tested multi-point central lock.



35. Max Security

Single Door - DC 3.1 - SS - RC4

Fire resistance: NA

Side: Left Hand - Outswing

Finishing (RAL) - Inside: - Outside:

Dimensions:

Structural Opening: 1036mm x 2245mm

Frame: 1016mm x 2235mm

Clear Opening: 866mm x 2145mm

Effective Opening: 796mm x 2145mm

Ironmongery:

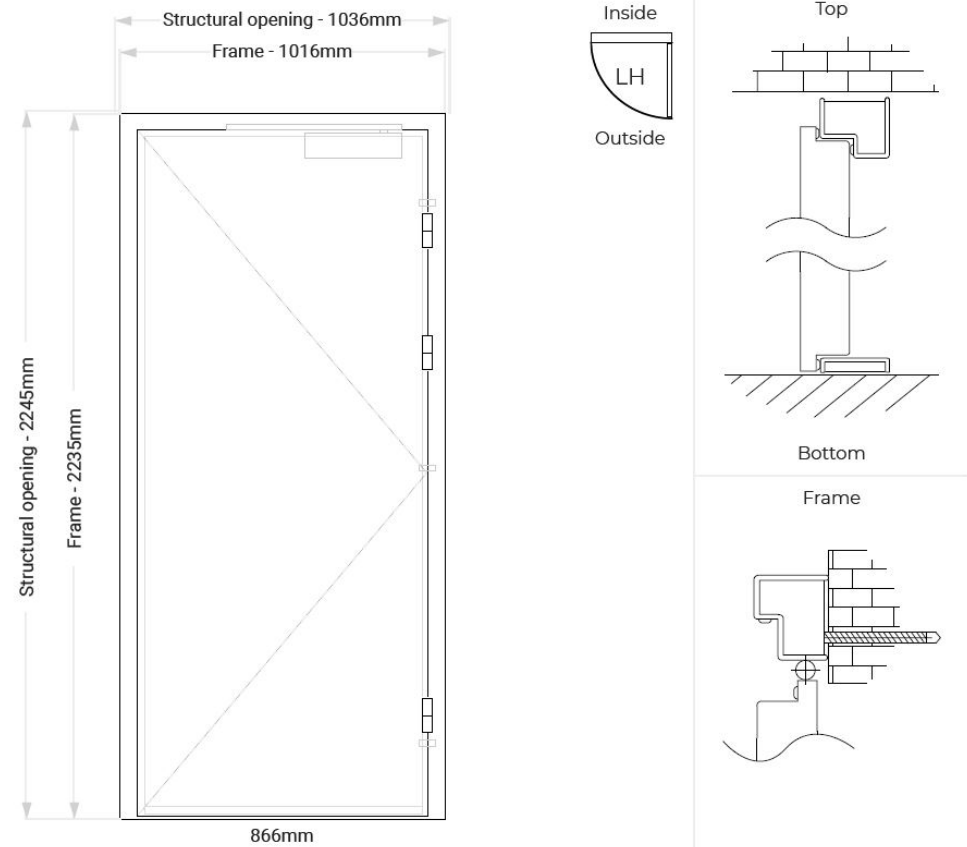
- Armoured cable door loop ABLOY
- Closer - Abloy DC 340 with guide rail (Mounted Inside)
- Closer - reinforcement

Extra over

- Preparation for non-standard lock (lock not included)

Notes:

Quotation for Supply Only. Installation and Delivery Charges not included. Doors manufactured from Stainless Steel grade 316 L and Powder Coated to C3 Corrosion Resistance Class. Anti-burglary Class RC4 will not be retained with locks other than tested multi-point central lock.



36. Main Door

Double Doors - DC 3.1 - SS - RC4

Fire resistance: NA

Side: Right Hand - Outswing

Finishing (RAL) - Inside: - Outside:

Dimensions:

Structural Opening: 1658mm x 2245mm

Frame: 1638mm x 2235mm

Clear Opening: 1468mm x 2145mm

Effective Opening: 1398mm x 2145mm

Ironmongery:

- Armoured cable door loop ABLOY
- Armoured cable door loop ABLOY
- Flush bolts
- Closer - Abloy DC 340 with guide rail (Mounted Inside)
- Closer - reinforcement

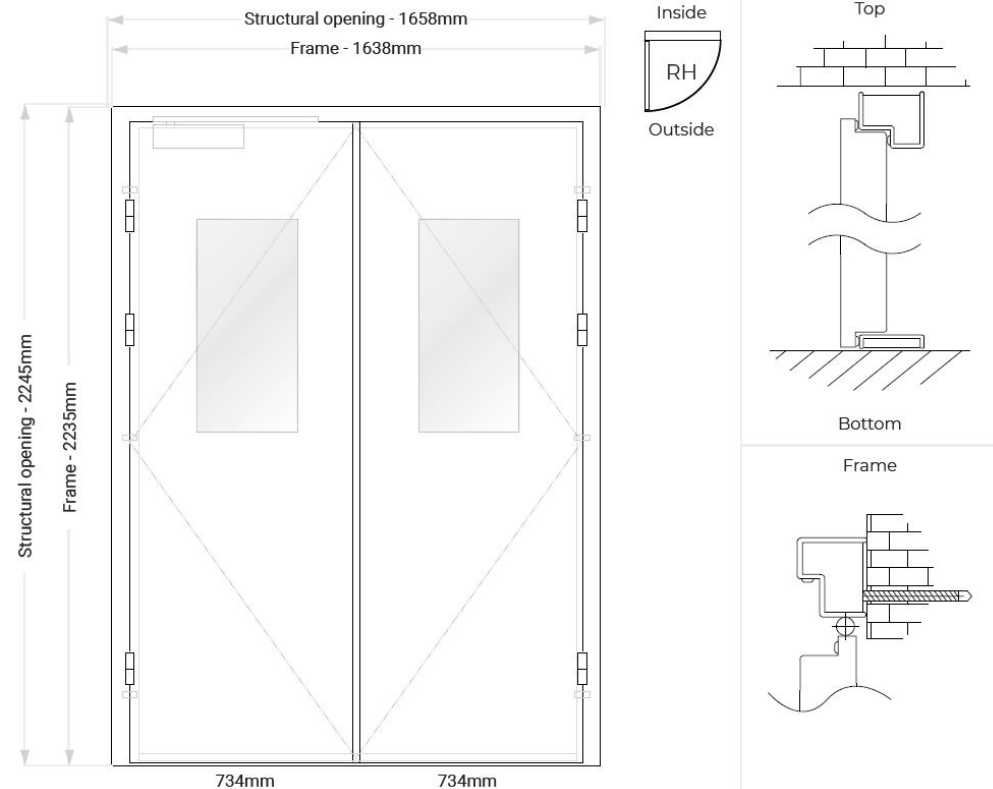
Vision Panel: Type: P6

Extra over

- Preparation for non-standard lock (lock not included)

Notes:

Quotation for Supply Only. Installation and Delivery Charges not included. Doors manufactured from Stainless Steel grade 316 L and Powder Coated to C3 Corrosion Resistance Class. Anti-burglary Class RC4 will not be retained with locks other than tested multi-point central lock. Vision Panel 334 x 711 mm (width reduced due to technical limitations)



37. Max C6 Shower
Single Door - DC 3.1 - SS - RC4

Fire resistance: NA

Side: Right Hand - Inswing

Finishing (RAL) - Inside: - Outside:

Dimensions:

Structural Opening: 934mm x 2245mm

Frame: 914mm x 2235mm

Clear Opening: 764mm x 2145mm

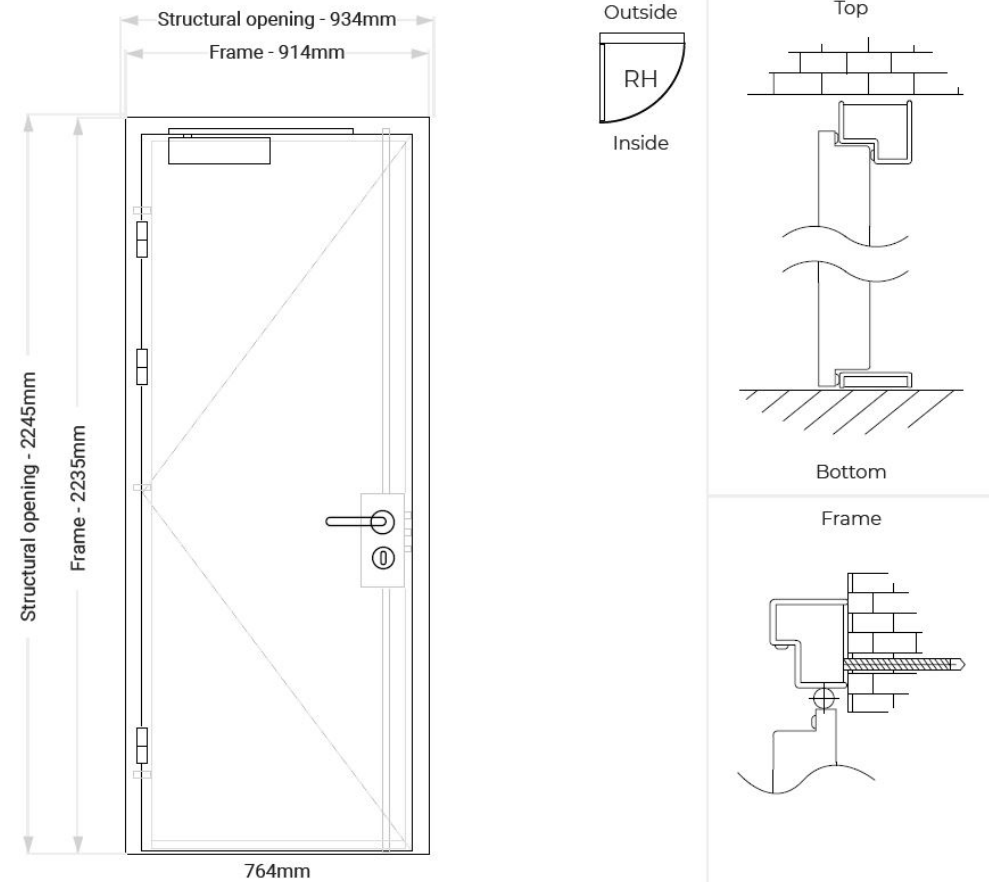
Effective Opening: 694mm x 2145mm

Ironmongery:

- Main Lock - Class.7 + Defender
- Cylinder - Double Key Class 6
- Handle/Handle AHW500 - mounting height (950mm)
- Closer - Abloy DC 340 with guide rail(Mounted Inside)
- Closer - reinforcement

Notes:

Quotation for Supply Only. Installation and Delivery Charges not included. Doors manufactured from Stainless Steel grade 316 L and Powder Coated to C3 Corrosion Resistance Class.



38. Max C5 Shower
Single Door - DC 3.1 - SS - RC4

Fire resistance: NA

Side: Left Hand - Inswing

Finishing (RAL) - Inside: - Outside:

Dimensions:

Structural Opening: 934mm x 2245mm

Frame: 914mm x 2235mm

Clear Opening: 764mm x 2145mm

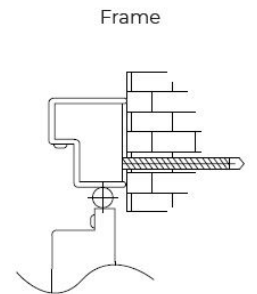
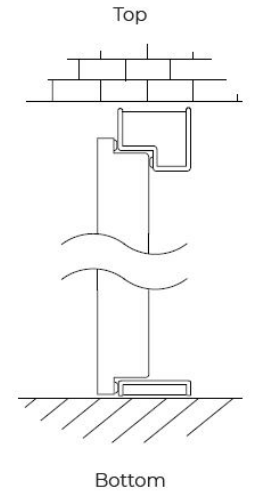
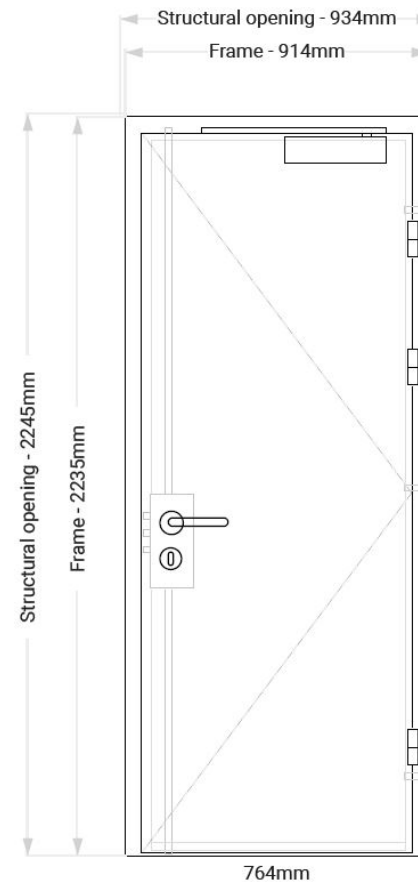
Effective Opening: 694mm x 2145mm

Ironmongery:

- Main Lock - Class.7 + Defender
- Cylinder - Double Key Class 6
- Handle/Handle AHW500 - mounting height (950mm)
- Closer - Abloy DC 340 with guide rail(Mounted Inside)
- Closer - reinforcement

Notes:

Quotation for Supply Only. Installation and Delivery Charges not included. Doors manufactured from Stainless Steel grade 316 L and Powder Coated to C3 Corrosion Resistance Class.



39. Max C4 Shower
Single Door - DC 3.1 - SS - RC4

Fire resistance: NA

Side: Right Hand - Inswing

Finishing (RAL) - Inside: - Outside:

Dimensions:

Structural Opening: 934mm x 2245mm

Frame: 914mm x 2235mm

Clear Opening: 764mm x 2145mm

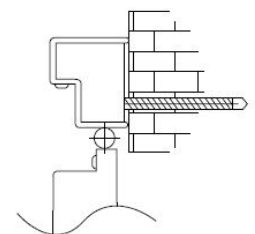
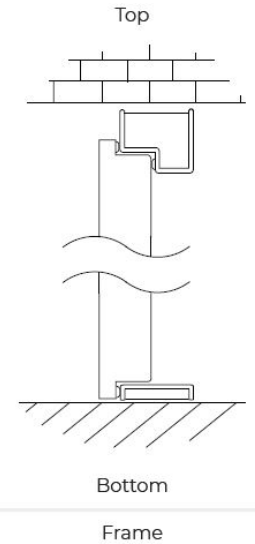
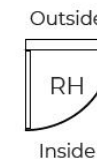
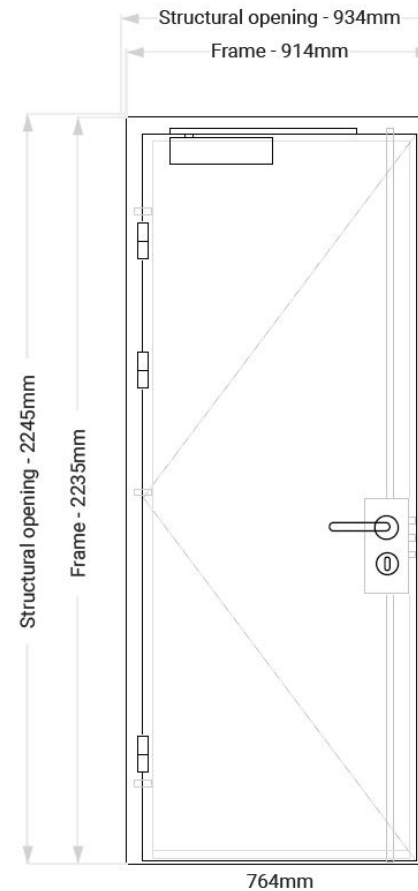
Effective Opening: 694mm x 2145mm

Ironmongery:

- Main Lock - Class.7 + Defender
- Cylinder - Double Key Class 6
- Handle/Handle AHW500 - mounting height (950mm)
- Closer - Abloy DC 340 with guide rail(Mounted Inside)
- Closer - reinforcement

Notes:

Quotation for Supply Only. Installation and Delivery Charges not included. Doors manufactured from Stainless Steel grade 316 L and Powder Coated to C3 Corrosion Resistance Class.



40. Max C3 Shower
Single Door - DC 3.1 - SS - RC4

Fire resistance: NA

Side: Left Hand - Inswing

Finishing (RAL) - Inside: - Outside:

Dimensions:

Structural Opening: 934mm x 2245mm

Frame: 914mm x 2235mm

Clear Opening: 764mm x 2145mm

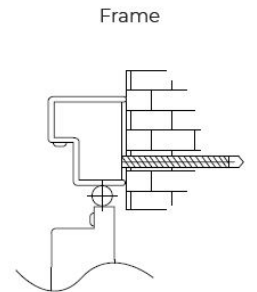
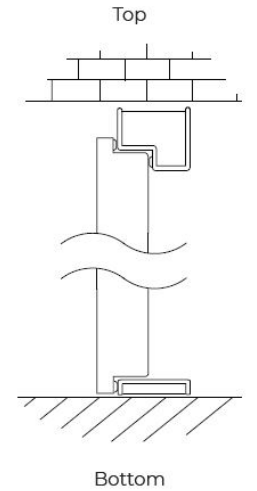
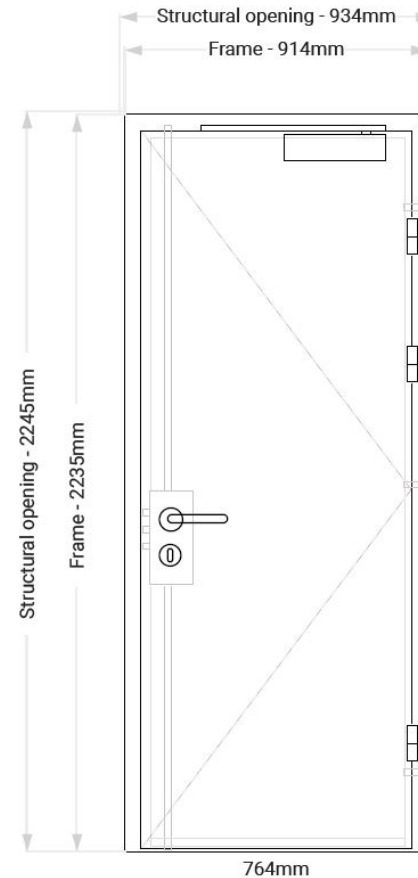
Effective Opening: 694mm x 2145mm

Ironmongery:

- Main Lock - Class.7 + Defender
- Cylinder - Double Key Class 6
- Handle/Handle AHW500 - mounting height (950mm)
- Closer - Abloy DC 340 with guide rail(Mounted Inside)
- Closer - reinforcement

Notes:

Quotation for Supply Only. Installation and Delivery Charges not included. Doors manufactured from Stainless Steel grade 316 L and Powder Coated to C3 Corrosion Resistance Class.





Customer: Department of Corrections
Contact Name: Ferdinand Thorne
Email: fdthorne@gov.bm Phone: 441-234-0555

Ireland

Date: 09/07/2020
Quote No: ak-2020-572
Reference Number: Westgate Exterior_v.3

Breakdown

Item	Qty		
1. Control Room	1		
2. Programs	1		
3. Chapel	1		
4. Library	1		
5. E1 SE (lower)	1		
6. E1 SE (upper)	1		
7. E1 N (lower)	1		
8. E1 N (upper)	1		
9. E2 SW (lower)	1		
10. E2 SW (upper)	1		
11. E2 Shower(lr)	1		
12. E2 Shower(up)	1		



Customer: Department of Corrections
Contact Name: Ferdinand Thorne
Email: fdthorne@gov.bm Phone: 441-234-0555

Ireland

Date: 09/07/2020
Quote No: ak-2020-572
Reference Number: Westgate Exterior_v.3

Item	Qty		
13. E2 NW (lower)	1		
14. E2 NW (upper)	1		
15. E3 NW (lower)	1		
16. E3 NW (upper)	1		
17. E3 NE (lower)	1		
18. E3 NE (upper)	1		
19. Remand SW (low)	1		
20. Remand SW (up)	1		
21. Remand NE (up)	1		
22. Remand NE (low)	1		
23. Gate Lodge	1		
24. Max C3/C4 (up)	1		



Customer: Department of Corrections
Contact Name: Ferdinand Thorne
Email: fdthorne@gov.bm Phone: 441-234-0555

Ireland

Date: 09/07/2020
Quote No: ak-2020-572
Reference Number: Westgate Exterior_v.3

Item	Qty		
25. Max C5/C6 (up)	1		
26. Condemn (lower)	1		
27. Condemn (upper)	1		
31. Laundry	1		
35. Max Security	1		
36. Main Door	1		
37. Max C6 Shower	1		
38. Max C5 Shower	1		
39. Max C4 Shower	1		
40. Max C3 Shower	1		

