

2020 ANNUAL MEETING OF THE BERMUDA DRUG INFORMATION NETWORK

BERMUDA'S DRUG SITUATION

Kyla Raynor, DrPH

BerDIN Coordinator

Senior Research Officer/Policy Analyst DNDC

Tradewinds Auditorium

Bermuda Underwater Exploration Institute

November 6th, 2020



Bermuda Drug Information Network

- 1998 UNGASS meeting where the United Nations Drug Control Programme (UNDCP), now United Nations Office on Drugs and Crime (UNODC), was mandated to provide assistance for data comparability.
 - 2006 Throne Speech Initiative; formed in 2008.
 - Re-engaged in 2012
 - 10th Annual Meeting
 - Growing representation



Background

A group of people who represent either themselves or an agency that aims to provide Bermuda with factual, objective, and comparable information concerning drugs and drug addiction, and their consequences.

MISSION

The BerDIN is committed to providing the evidence that allows for discussions and decisions to be informed by sound, centrally available, local data, on a wide range of issues that increase understanding of the complex, dynamic, and evolving nature of the Island's drug problem.

PURPOSE

- Build a Bermuda picture to analyse the situation and the evolution of the phenomenon and responses.
- Compile information used to monitor and assess the implementation of the national drug strategy.

FACILITATED & COORDINATED BY DNDC

- Collect, collate, monitor, analyse, interpret, produce, and disseminate.
- Standardise drug literature dissemination mechanism and processes.
- Conduct primary drug-related research.
- Provide technical assistance and capacity building.

OBJECTIVES

To provide information essential for policy making, organisation of drug-related services, and on drug-related issues of general interest.

Identify existing drug abuse patterns

Identify changes in drug abuse patterns

Monitor changes/emerging drug problems

Raise awareness through dissemination of information

Integrate agencies involved in drug reduction or control



Importance of the BerDIN

- Drug use is a difficult and complex phenomenon to monitor.
 - Multi-source or multi-indicator system was needed to provide insight into various aspects of the drug problem.
- Provides a medium for agencies to report their information.
- It brings together institutions and individuals to exchange drug-related information, working in the areas of:
 - drug prevention, treatment, education, control, health, and law enforcement.

Monitoring Mechanisms

From 7 to **32**
data providers

45
drug control areas

Since 2006

150+
indicators

14-year series
for most indicators

Ten-Year Accomplishments



DEPARTMENT FOR NATIONAL DRUG CONTROL
**DECONSTRUCTING THE DRUG PROBLEM
IN BERMUDA 2010**

A Pictorial Presentation of the Present Drug Situation

2012 Annual Report of the
**BERMUDA
DRUG
INFORMATION
NETWORK
(BerDIN)**

2013 Annual Report of the
**BERMUDA
DRUG
INFORMATION
NETWORK
(BerDIN)**

GOVERNMENT OF BERMUDA
Ministry of Public Safety
Department for National Drug Control

2014 Annual Report of the
**BERMUDA
DRUG
INFORMATION
NETWORK
(BerDIN)**

2015 Annual Report of the
**BERMUDA
DRUG
INFORMATION
NETWORK
(BerDIN)**

2016 Annual Report of the
**BERMUDA
DRUG
INFORMATION
NETWORK
(BerDIN)**

GOVERNMENT OF BERMUDA
Ministry of Health Services
Department for National Drug Control

2017 Annual Report of the
**BERMUDA
DRUG
INFORMATION
NETWORK
(BerDIN)**

2018 Annual Report of the
**BERMUDA
DRUG
INFORMATION
NETWORK
(BerDIN)**

2019 Annual Report of the
**BERMUDA
DRUG
INFORMATION
NETWORK
(BerDIN)**

GOVERNMENT OF BERMUDA
Department for National Drug Control

10th EDITION

2020 Annual Report of the
**BERMUDA
DRUG
INFORMATION
NETWORK
(BerDIN)**

GOVERNMENT OF BERMUDA
Department for National Drug Control

Ten-Year Accomplishments

berdin.gov.bm



BerDIN
BERMUDA DRUG INFORMATION NETWORK

Login

Welcome to BerDIN, the Bermuda Drug Information Network.

Data and Statistics


Introduction

Themes

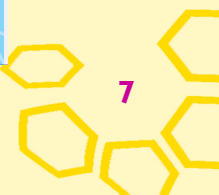
Search

The BerDIN is committed to providing the evidence that allows for discussions and decisions to be informed by sound, centrally available, local data, on a wide range of issues that increase understanding of the complex, dynamic, and evolving nature of the Island's drug problem.

The Annual Report of the Bermuda Drug Information Network (BerDIN) presents a new analysis of the drug situation, accompanied by a brief overview of development in interventions and policies. This report is rooted in a comprehensive review of a cross-section of information from various governmental and non-governmental agencies, with the trends and developments reported by theme. By continuing to take a multi-dimensional approach, an in-depth analysis of key topics is presented alongside a more top-level overview of major issues. This perspective is of value, as it allows differing national experiences to be understood within the broader context of the drug situation in Bermuda. Whatever your interests in the drug situation in Bermuda, we are confident that this Report will allow you easy access to high-quality information and analysis in a form appropriate to your specific needs.

Symbol	Meaning
-	Zero.
..	Data not applicable.
...	Data not available.
	Red triangle denotes a note pertaining to that figure.
JEMS code	The JEMS code is the four character code used by the supreme court file import method.

The table layout may differ from that which was published in the BerDIN Report due to formatting differences.



Ten-Year Accomplishments

- Data
 - 90% by deadline
 - Quality checkpoints
- Longstanding membership:
 - KEMH VII, MWI, HM Customs, CADA, BSASA, DOH, BACB, NBC and others
- Contributions to policy: *mandatory treatment (RLH), social host liability, green paper of substance abuse reduction, national drug strategy, demand reduction regulations (NDC Act 2013)*
- Recognition by OAS-CICAD.
- Centralised, web-based data management system.
- Continuing education and TA

Organisational Challenges

STAFFING

- Shortages, turnover, or organisation restructure resulting in a need for relationship building and advocacy.
- No personnel to research and provide recent information.

DATA

- Key indicators not reported by interdiction agency.
- Still unable to obtain robust Drug Prevention data to add to the report.

DEADLINE

- Not all agencies met the target submission date.
- Time lag in processes affecting data availability.

DATABASE

- Less than 100% utilisation of BerDIN database directly by BerDIN Members.

Data Gaps

- Problem drug use
- Drug availability and drug market (synthetics)
- Alcohol and tobacco sales
- Dual-diagnosed clients
- Drug-related harms
- Number of persons stopped and warned for cannabis (7 grams legislation)
- Treatment gaps
- Criminal justice – public expenditure on drug offenders in prison
- Cost of problem drug use to society



Bermuda's Drug Situation

HIGHLIGHTS

- Drug situation variable over past 10 years
- Alcohol more accessible
- Marijuana possession, less penalties
- More youth experimenting with various forms of marijuana
- Vaping now popular
- A number of cases where alcohol/drugs likely contributed to the underlying cause of death

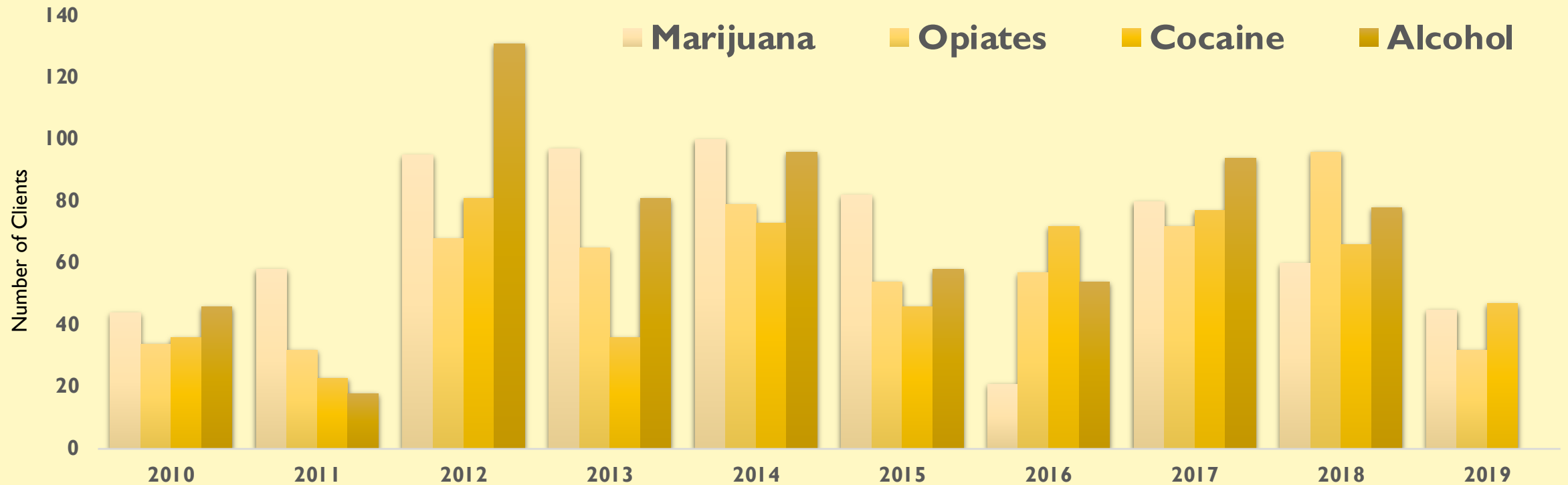
CHALLENGES

- Regression/inconsistencies in availability of key indicators.
- Organisational challenges
 - Some agencies missing data deadline.
 - Staff vacancies and shortages
 - Budget and grant cuts
 - Demand reduction. programmes received level or decreased funding.

Missing from the Report



Substances of Abuse or Dependence

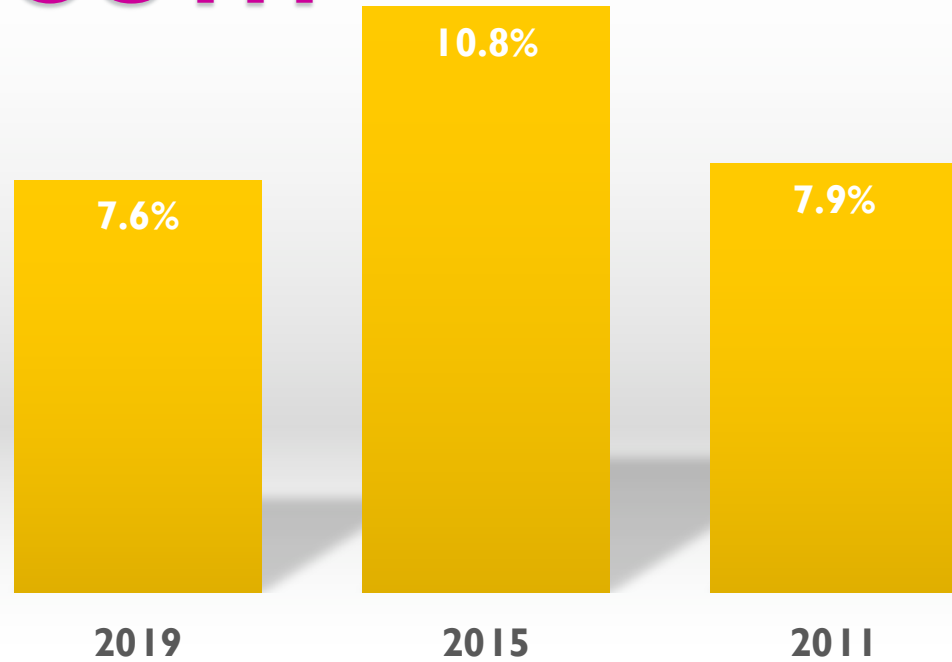


Source: Bermuda Assessment Referral Centre (BARC)

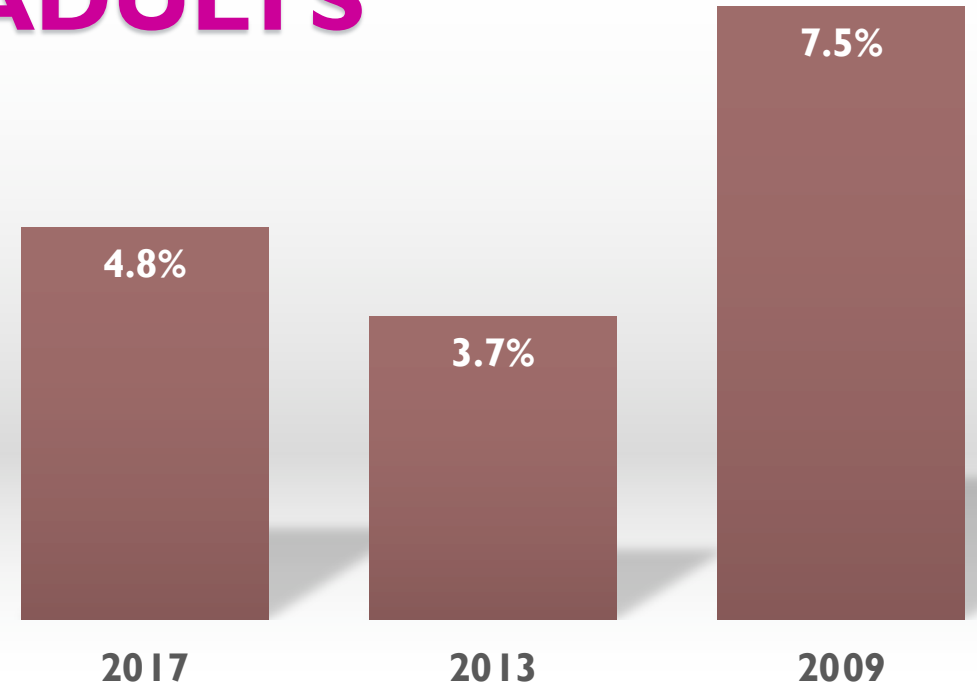
In most years, marijuana and alcohol were the drugs of choice for substance abuse/dependence.

Marijuana Prevalence

YOUTH



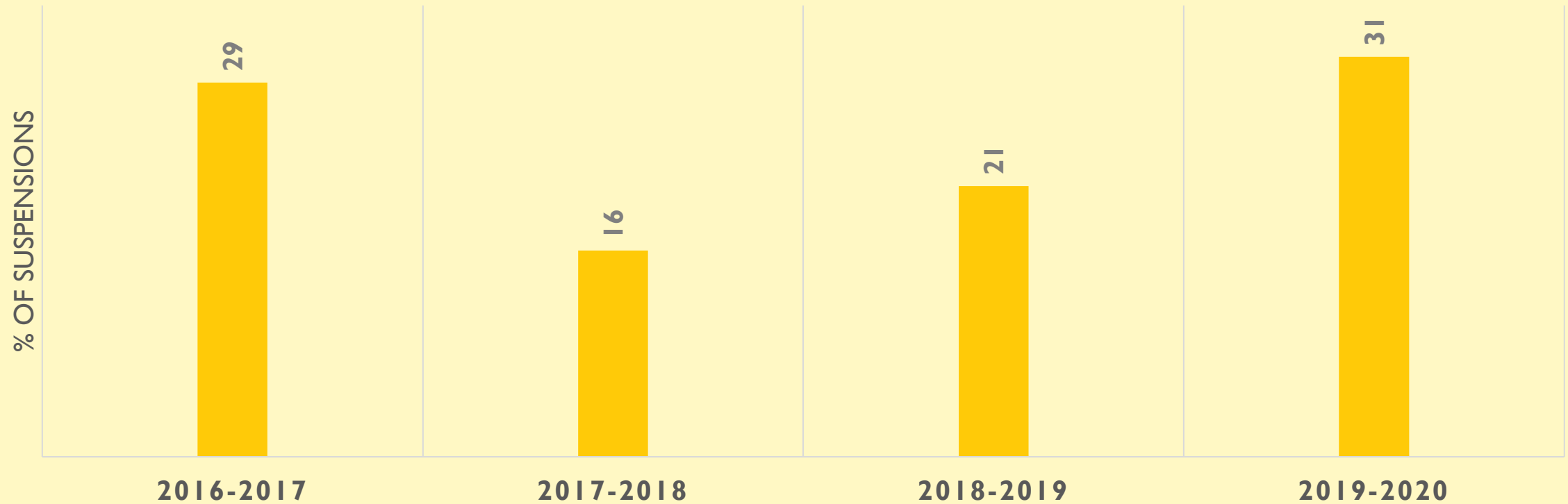
ADULTS



Source: Department for National Drug Control (DNDC)

Marijuana use was more prevalent among surveyed youth than in adults.

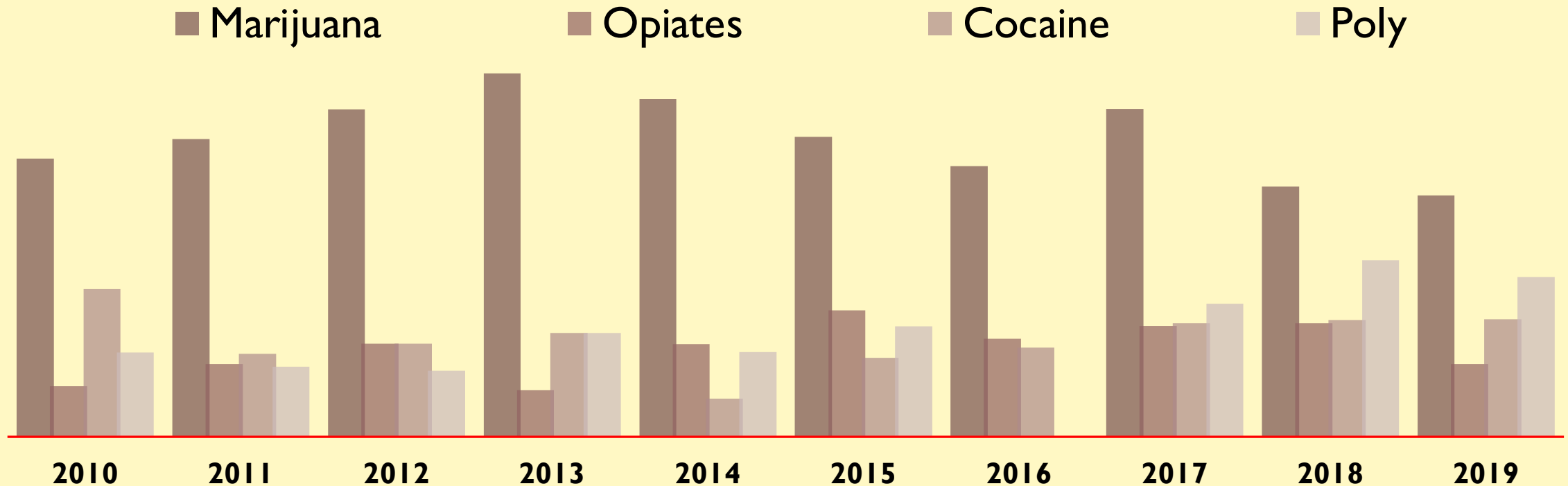
School Suspensions for Drug Violations



Source: Department of Education

4-8% of all suspensions were for drug violations.

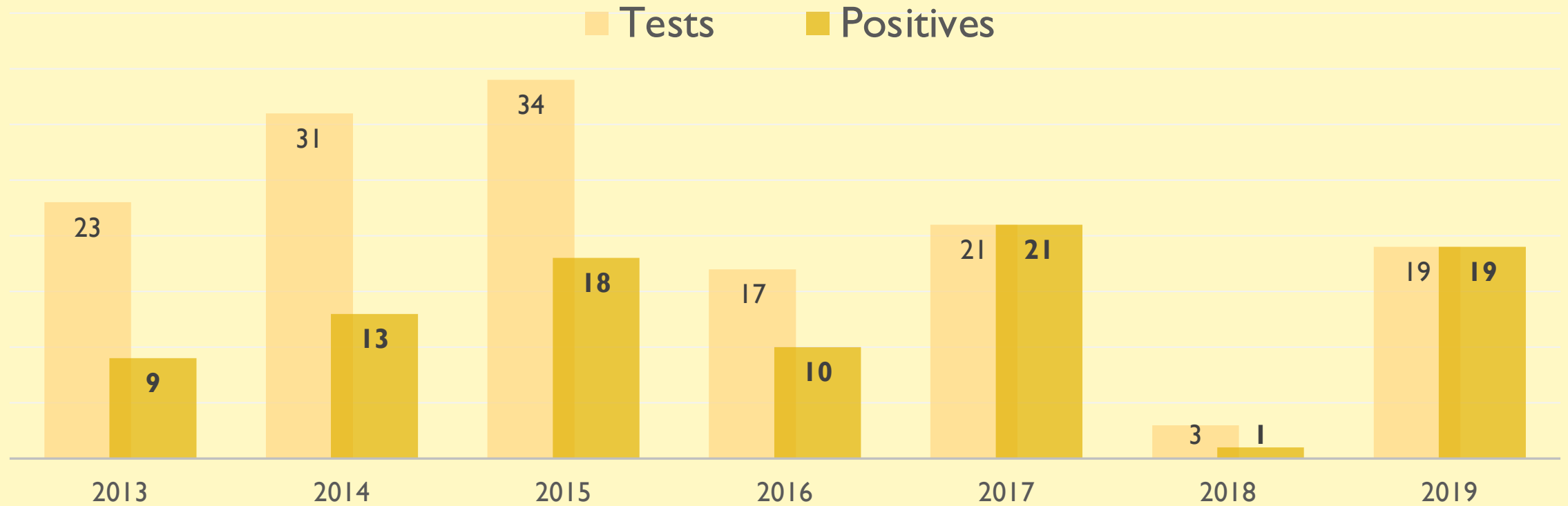
Drug Use by Reception Inmates



Source: Westgate Correctional Facility, Department of Corrections

Marijuana use, followed by opiates and cocaine, was most prevalent among reception inmates.

Marijuana and Pregnancy



Source: Maternal Health Clinic, Department of Health

Marijuana use, followed by opiates and cocaine, was most prevalent among reception inmates.

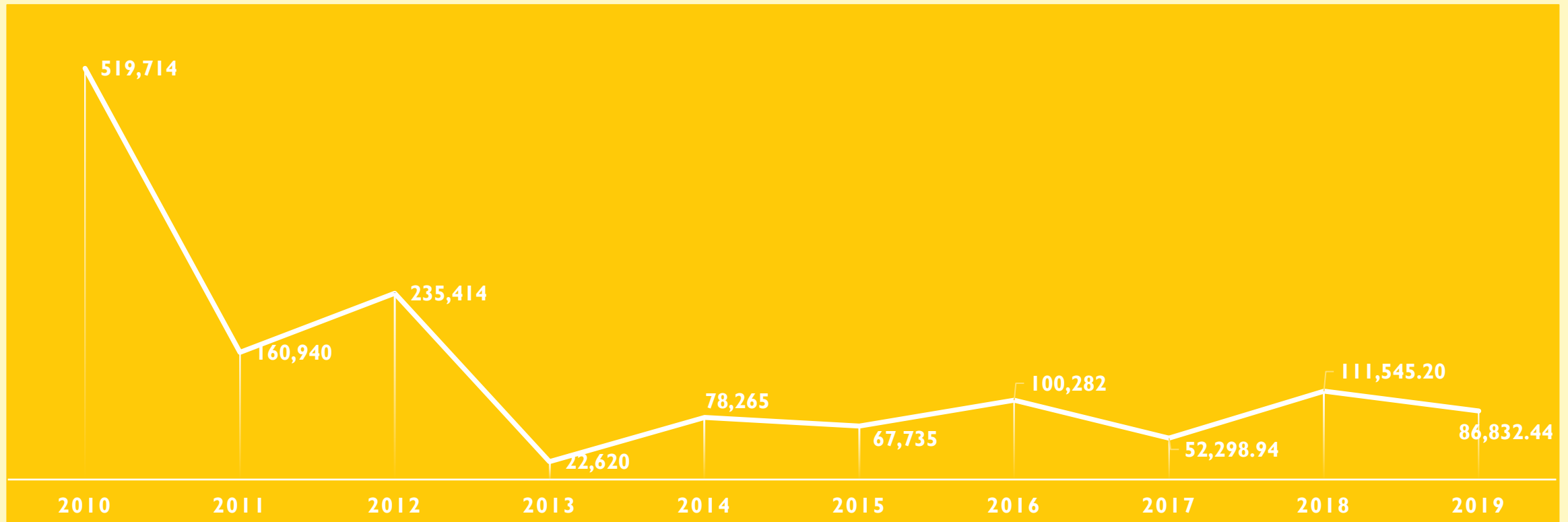
Drug Seizures (Grams)

YEARS	COCAINE	CRACK COCAINE	HEROIN	DESINGER DRUGS
2010	10,040	1,659	930	24
2011	179,962	516	2,809	281
2012	10,468	370	887	-
2013	2,332	60	1,038	645
2014	645	485	281	-
2015	5,430	6,104	240	-
2016	6,469	632	1,885	25
2017	6,341	704	3,844	131
2018	11,480	735	2,273	1,477
2019	3,102	275	1,047	39

Source: Bermuda Police Service

In all years, there were more cocaine seizures than any other drug.

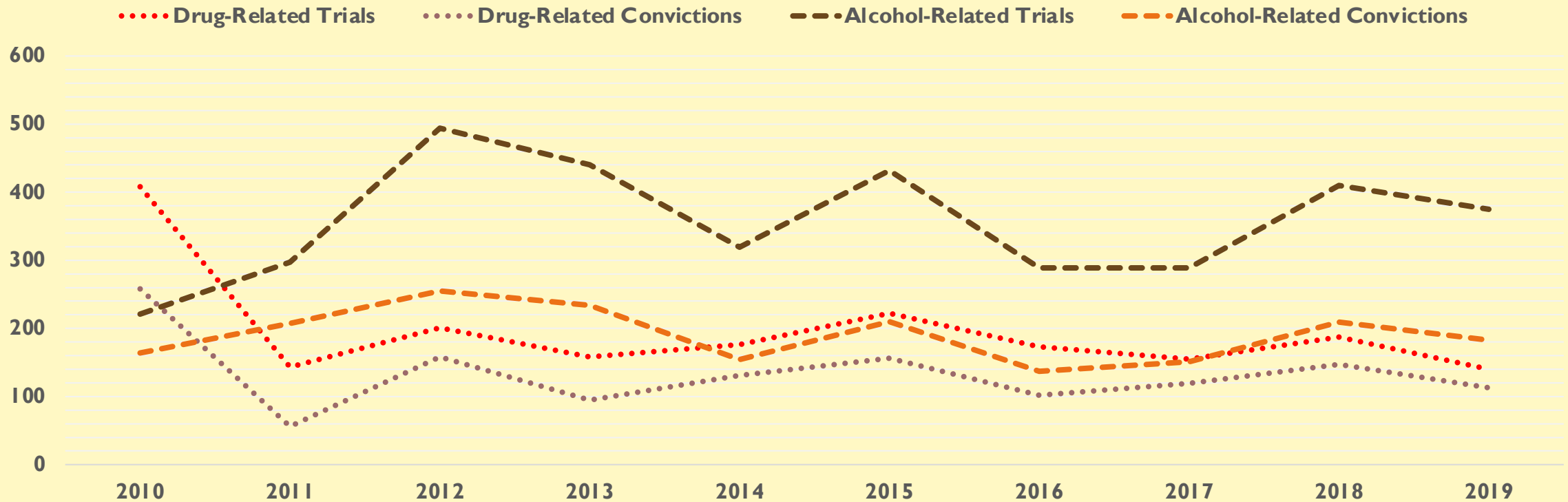
Cannabis Seizures (Grams)



Source: Central Government Laboratory, Department of Health

Downward trend in the amount of cannabis seized.

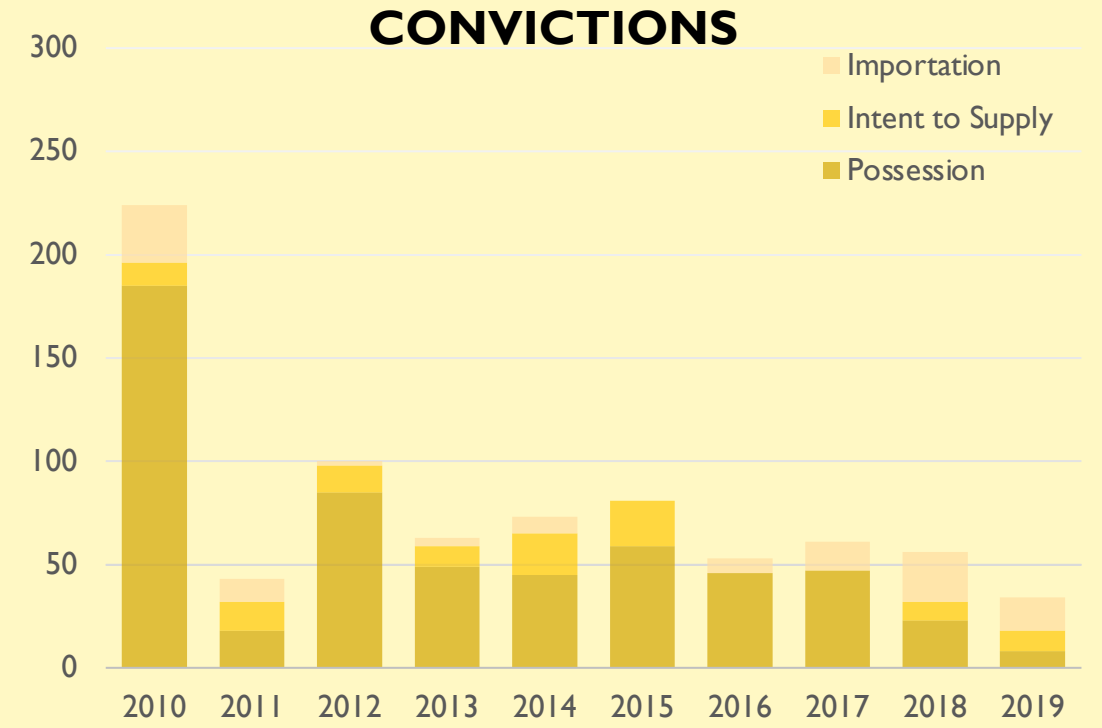
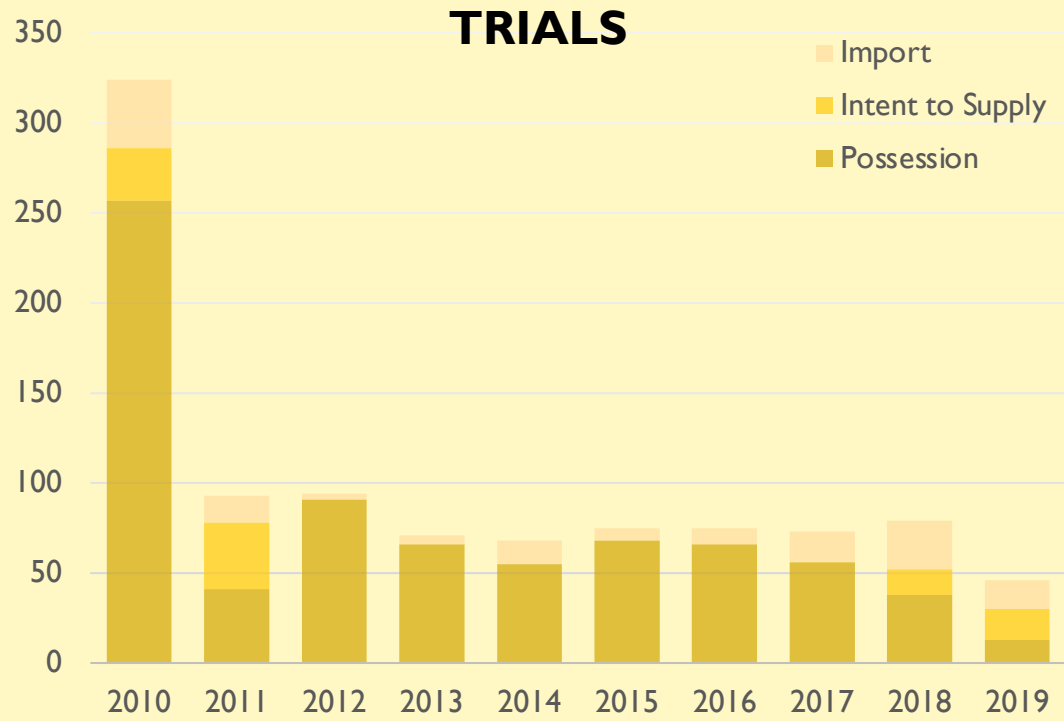
Drug and Alcohol-Related Trials and Convictions



Source: Department of Public Prosecutions

More alcohol-related trials than drug-related, with lower conviction rate.

Marijuana-Related Trials and Convictions

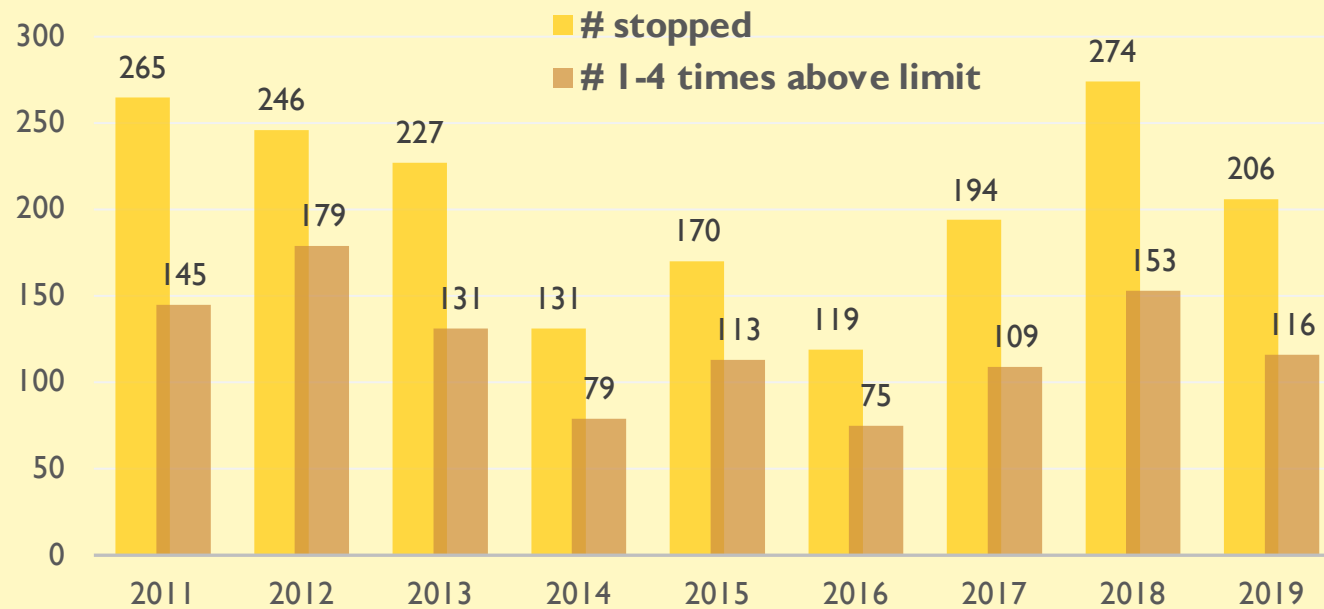


Source: Department of Public Prosecutions

Most of marijuana trials and convictions were for possession.

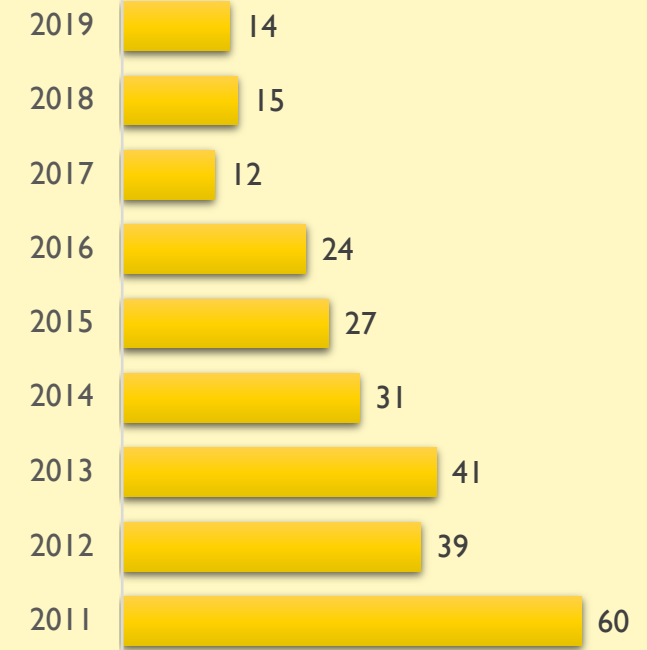
Impaired Driving

DUI STOPS



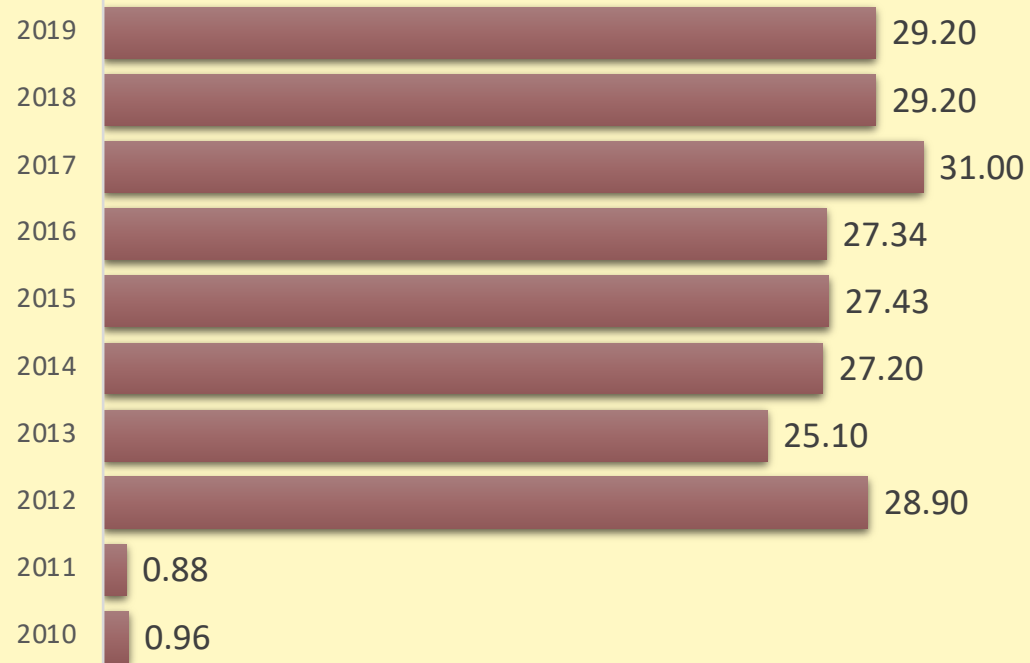
Source: Bermuda Police Service and Bermuda Professional Counselling Services

DUI CLASS PARTICIPATION

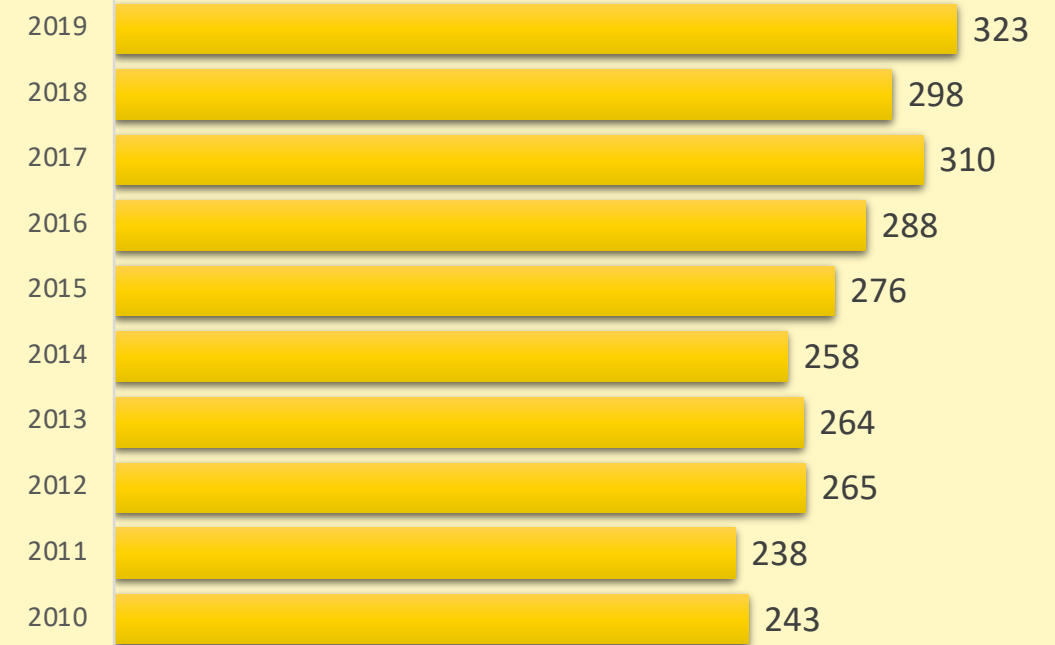


More than half of persons stopped were 1 to 4 times above legal limit.

Alcohol Imports and Liquor Licences



Alcohol for Home Consumption (\$ mil)

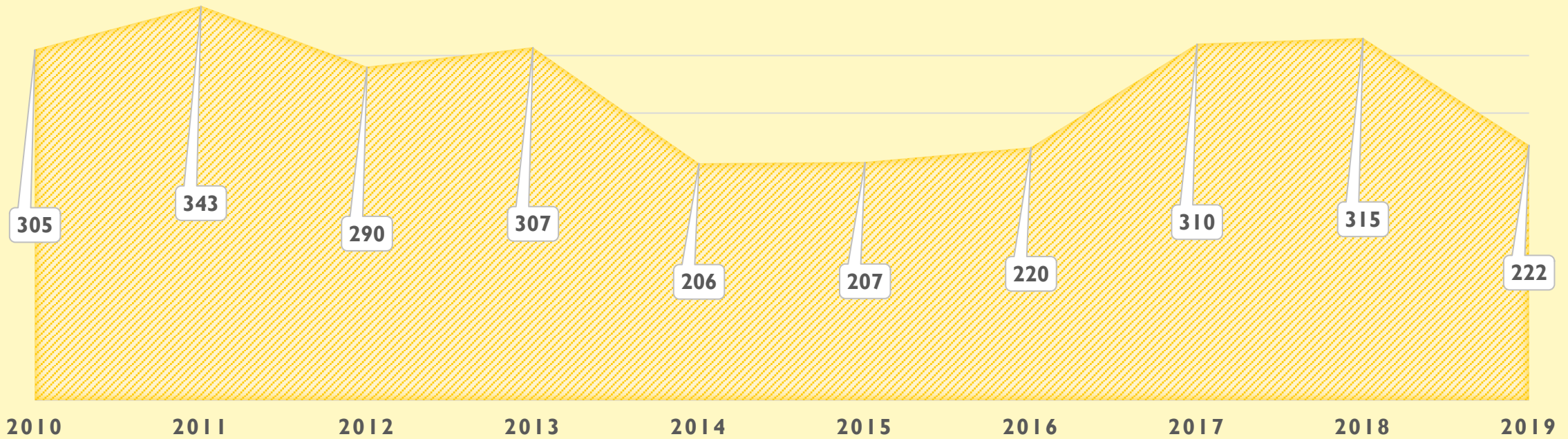


Liquor Licences Issued

Sources: HM Customs, Liquor Licence Authority

A slight drop in alcohol available for home consumption and an increase in liquor licences issued.

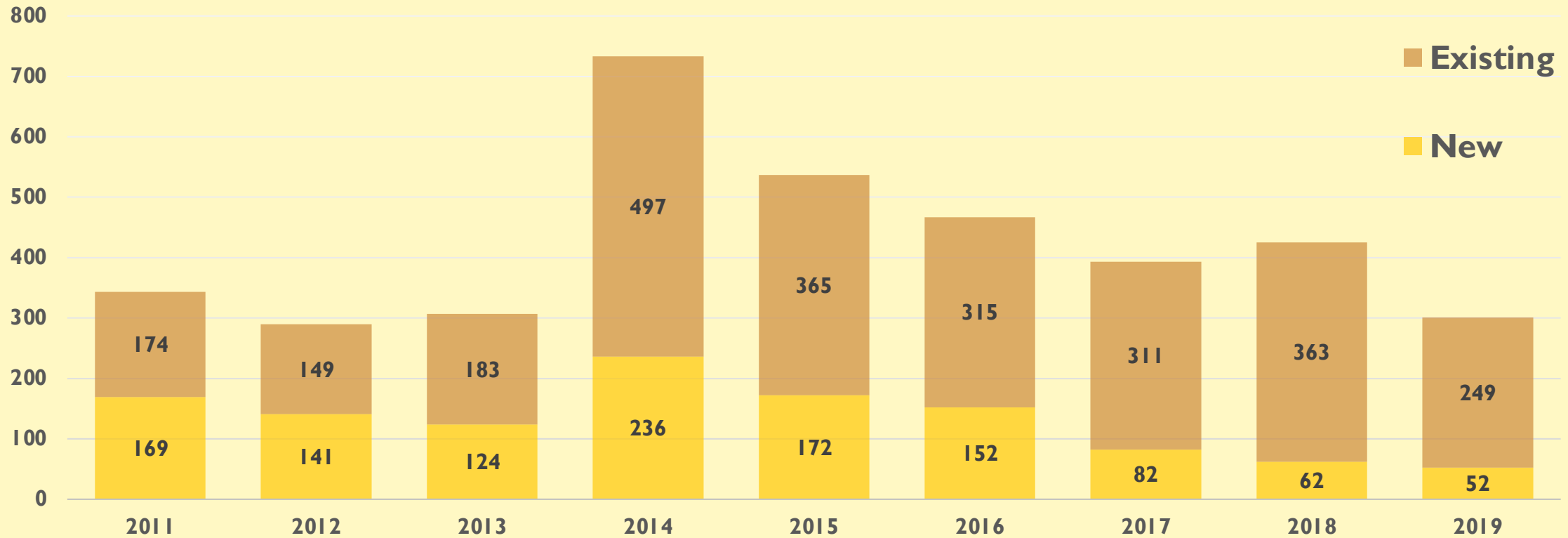
Referrals for Treatment



Source: Bermuda Assessment Referral Centre

Fluctuating trend in the number of referrals made by BARC.

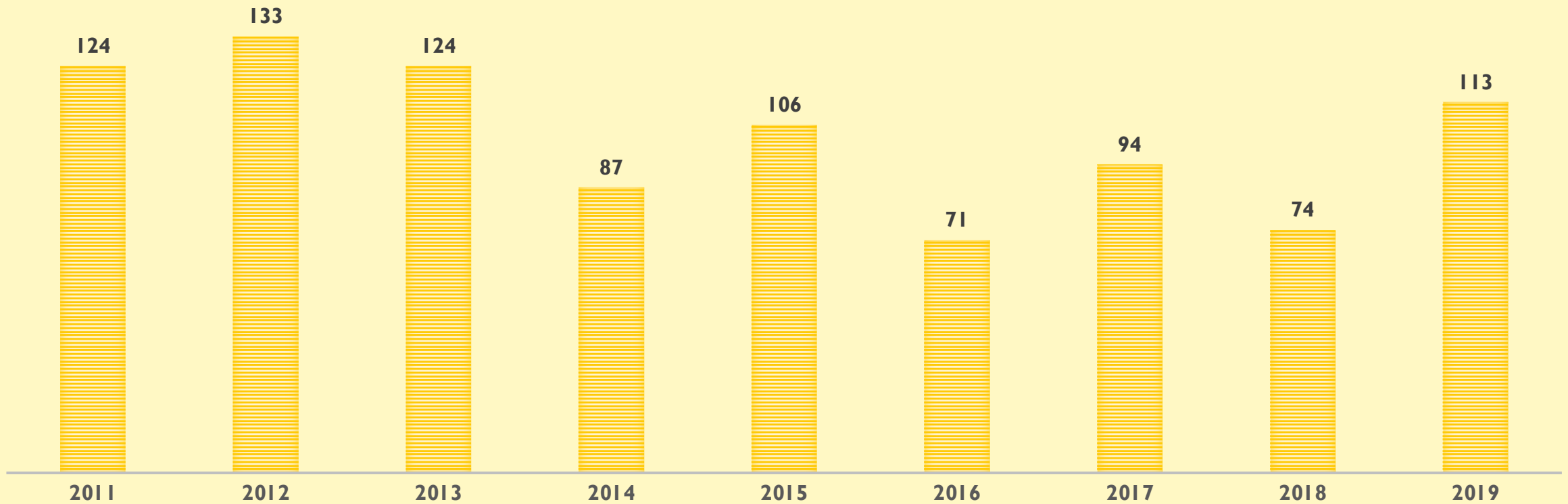
Treatment Admissions



Source: Bermuda Assessment Referral Centre

Majority of treatment admissions were for methadone, outpatient/inpatient services.

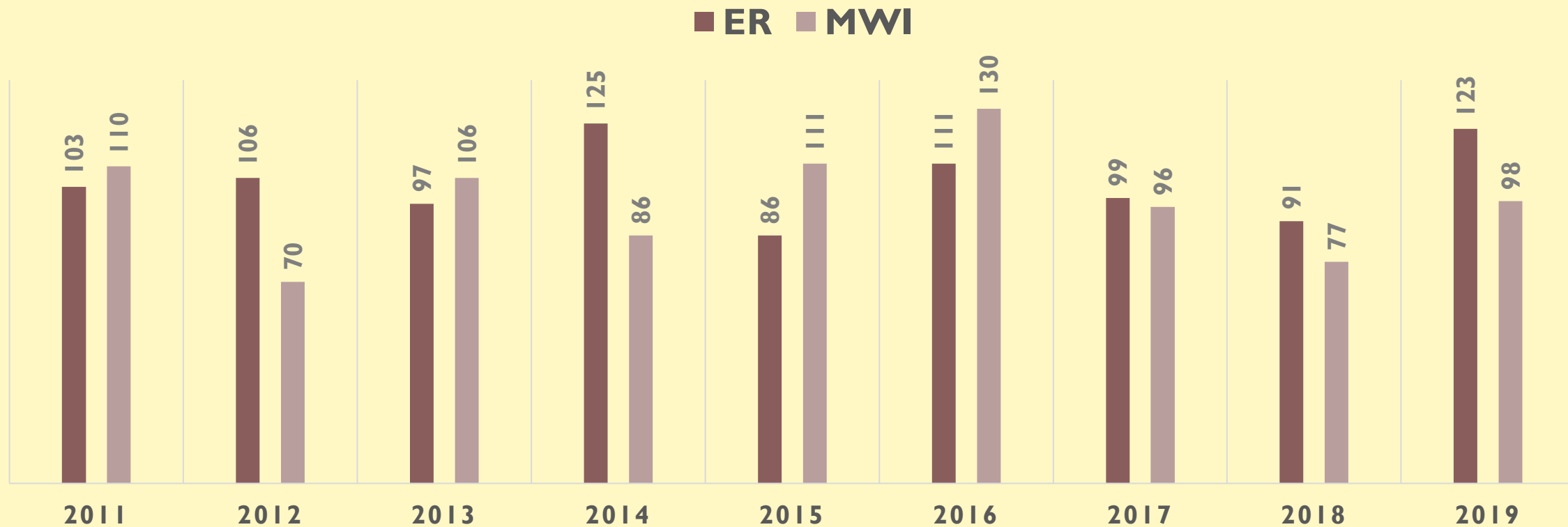
Adolescent Referrals



Source: Counselling and Life Skills Services, Department of Child and Family Services

Fluctuating trend in adolescent referrals, increase in the last year.


Drug-Related Cases to ER and MWI



Source: Bermuda Hospitals Board

Variable number of persons admitted to either ER or MWI drug-related cases (primary diagnosis).

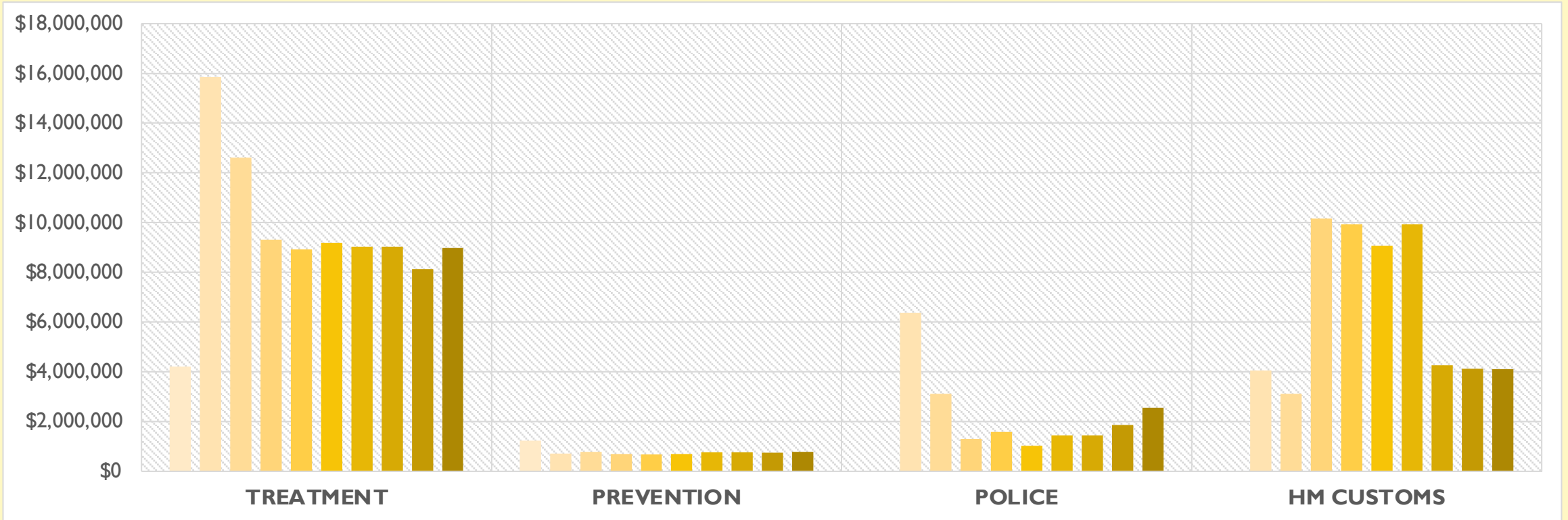
Overall Cost of Drug Control Efforts



Source: Department of Finance

Fluctuating trend in funds allocated to drug control efforts.

Demand and Supply Reduction Expenditure



Source: Department of Finance

Treatment services received the most funding in each year, over the past ten years.



Thank You!

Questions & Discussion

Kyla Raynor, DrPH
BerDIN Coordinator
Senior Research Officer/Policy Analyst DNDC
www.gov.bm | dndc@gov.bm

Tradewinds Auditorium
Bermuda Underwater Exploration Institute
November 6th, 2020

