



**Bermuda's Tourism Industry Directly Contributed 5.1% to GDP**

Tourism Direct Gross Value Added (TDGVA) is defined as part of the gross value added generated in the economy by tourism industries and other industries directly serving visitors in their supply of goods and services in response to internal tourism consumption.

**TDGVA**

**Annual percentage change**



**\$379 million**



**Top 3 Industry Contributors to TDGVA**



**57%**  
Accommodation



**16%**  
Transportation

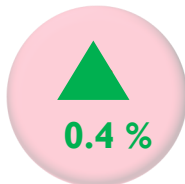


**12%**  
Retail Trade

**Tourism Expenditure**

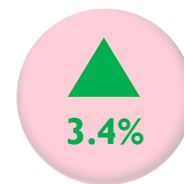
**Resident Spending on Foreign Travel**

**\$333 million**



**Visitor Spending**

**\$562 million**



**Direct Employment In The Tourism Industry Increased To 3,241 Jobs**

**Wages**

**Annual percentage change**



**\$274 million**



**Top 3 Contributors to Employment in Tourism**



**55.3%** Accommodation



**13.6%** Food & Beverage

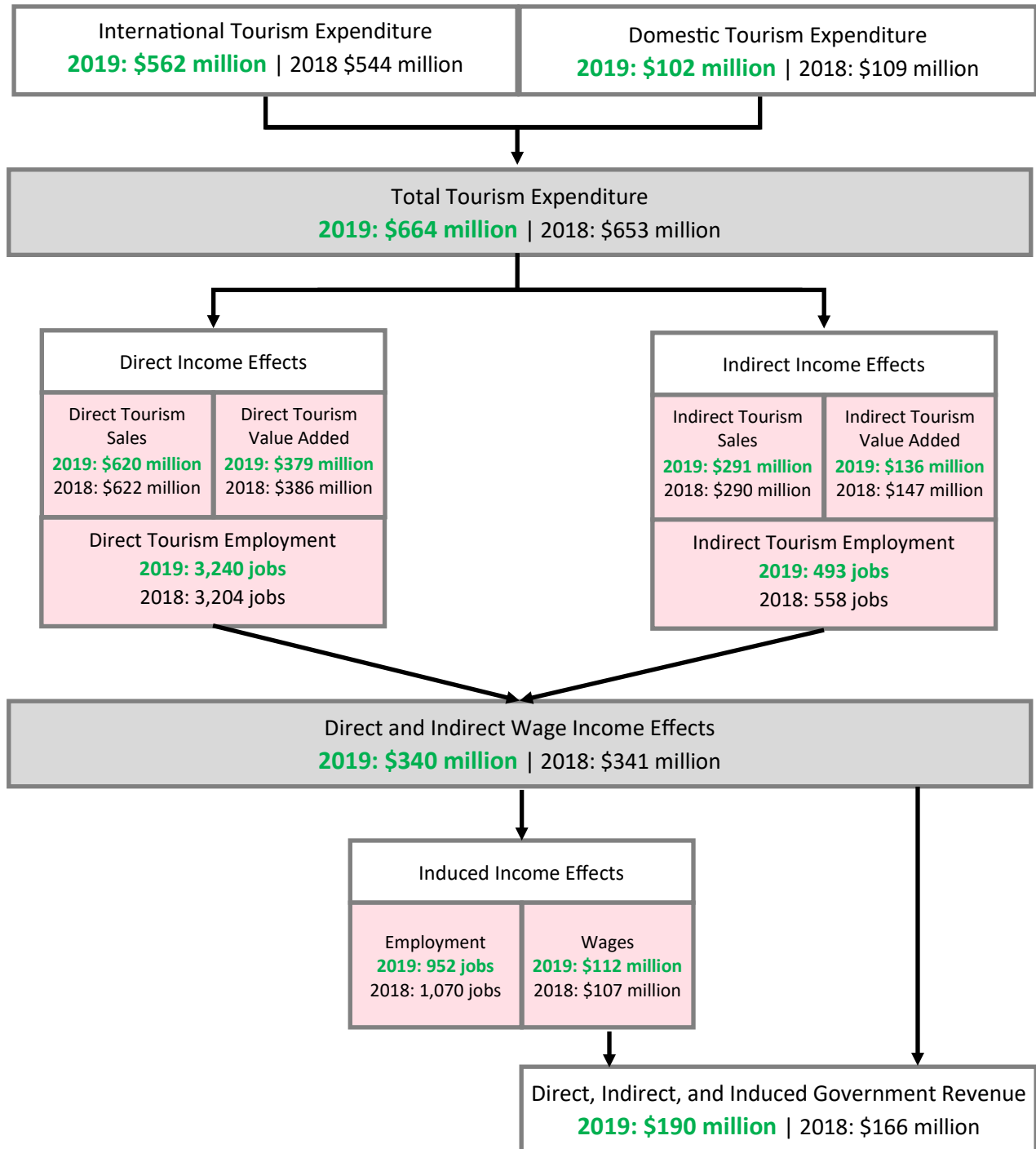


**12.8%** Retail Trade

# TOURISM SATELLITE ACCOUNT REPORT—2019

**Figure 1** traces the flows of tourism expenditure through the Bermuda economy for the year ended 2019. It shows the value tourism adds to the economy, both directly and indirectly, in terms of sales, value added, employment, wages and government revenue.

**Figure 1. : Flows of Tourism Expenditure through the Bermuda Economy**



## TOURISM SATELLITE ACCOUNT REPORT—2019

**Table 1** shows the composition and contribution of tourism direct gross value added to Bermuda's GDP and the income components of the value added.

In 2019, the tourism industry contributed 5.1 per cent of the total Bermuda GDP in current prices, falling 0.2 percentage points from 2018. Gross value added produced from activities of tourism-related establishments such as hotels, restaurants, travel agencies and passenger transport businesses, totalled \$874 million. Of this total, gross value added derived from direct tourist spending accounted for 43.4 per cent or \$379 million.

Accommodation services contributed \$216 million towards tourism gross value added during 2019 with approximately 64.3 per cent of total revenue for accommodation establishments being earned directly from tourists. Of the income components, the 13.7 per cent decrease in the operating surplus was the main contributor to the 1.8 per cent decline in the tourism direct gross value added.

**Table 1: Tourism Direct Gross Value Added**

	2018 (R)	2019
Tourism Industries	\$ Millions	\$ Millions
<b>Domestic Supply</b>		
Accommodation Services	361	358
Food and Beverage Serving Services	47	51
Passenger Transport Services	87	89
Travel Agency, Tour Operator and Tourist Guide Services	14	6
Culture, Sports and Other Recreation Services	49	50
Retail Trade	64	66
<b>Total Output</b>	<b>622</b>	<b>620</b>
<b>Total Intermediate Consumption</b>	<b>236</b>	<b>241</b>
<b>Total Tourism Direct Gross Value Added (TDGVA)</b>	<b>386</b>	<b>379</b>
<b>of which:</b>		
Compensation of Employees	279	274
Other Taxes less Subsidies on Production	24	22
Depreciation	31	38
Gross Operating Surplus	51	44
<b>Intermediate Consumption as a per cent of Total Output</b>	<b>37.9%</b>	<b>38.9%</b>
<b>Note:</b>		
Total Bermuda GDP in Current Prices	7,224	7,484
TDGVA as a per cent of Total Bermuda GDP in Current Prices	5.3%	5.1%

(R) - Revised

## TOURISM SATELLITE ACCOUNT REPORT—2019

**Table 2** shows the composition of employment directly related to tourism by industry groupings and Bermudian status.

The tourism industry generated 3,240 jobs in 2019, a 1.1 per cent increase when compared to 2018. These jobs accounted for approximately 9.4 per cent of the total jobs in the Bermuda economy. The industry was the third largest employer of Bermudian workers in the labour market following the Public Administration and Wholesale & Retail Trade industries. Employment of Bermudian workers directly related to tourism represented 69.1 per cent or 2,238 workers of the total, a 2.1 per cent decline when compared to 2018.

**Table 2: Employment Directly Related to Tourism**

Tourism Industries	2018			2019		
	Bermudian	Non-Bermudian	Total	Bermudian	Non-Bermudian	Total
Accommodation Services	1,117	575	1,692	1,166	625	1,791
Food and Beverage Serving Services	184	224	408	191	248	439
Retail Trade	320	74	394	333	80	413
Road Passenger Transport	242	9	252	151	5	156
Water Passenger Transport	23	1	24	15	0	15
Air Passenger Transport	57	2	59	53	2	55
Road Transport Support Services	15	2	17	17	2	19
Water Transport Support Services	85	3	88	58	1	59
Air Transport Support Services	66	16	82	105	23	128
Travel and Related services	168	11	179	143	14	157
Other Services	7	1	8	6	1	7
<b>Total</b>	<b>2,285</b>	<b>918</b>	<b>3,204</b>	<b>2,238</b>	<b>1,002</b>	<b>3,240</b>
<b>Share of Economy</b>	<b>9.5%</b>			<b>9.4%</b>		

(R) - Revised

## Technical Note

The Tourism Satellite Account is the conceptual framework for a comprehensive reconciliation of tourism data related with supply and demand. A tourism industry represents the grouping of those establishments whose main activity is the same tourism characteristic activity. The effects of a tourism industry's activity are measured in three ways: direct, indirect and induced effects. The overall economic impacts of tourism on the economy are a combination of these effects and can be established for different types of economic variables such as output, employment and wages.

## Concepts and Definitions

**Direct tourism output** comprises all domestically produced goods and services purchased by travellers (e.g. accommodation and air transportation).

**Gross Domestic Product (GDP) in current prices** is the market value of all final goods and services produced in an economy during a period of time.

**Indirect tourism output** comprises all output required to support the production of direct tourism output (e.g. toiletries for hotel guests and local entertainment for hotels).

**Induced tourism output** comprises expenditure by employees from wages paid by companies in direct contact with tourists. Also factored is the consumption of companies that have benefited directly or indirectly from initial expenditure in the tourism sector. An example of an induced effect of tourism is the purchase of consumer goods such as food, clothing and electronic goods by people employed in the hotel industry.

**Internal Tourism Consumption** is the tourism consumption of both resident and non-resident visitors within the economy of reference. It is the sum of domestic tourism consumption and inbound tourism consumption.

**Tourism characteristic products and activities** refer to (a) products, mainly (though not exclusively) those belonging to tourism expenditure, and (b) productive activities that are the basis for defining tourism industries.

**Tourism establishment** is any establishment for which at least 25 per cent of their goods or services are bought by tourists.

**Tourist expenditure** is the amount paid for the acquisition of consumption goods and services, as well as valuables, for own use or to give away, for and during tourism trips. It includes expenditure by visitors themselves as well as expenses that are paid for or reimbursed by others (e.g. business travel expenditure paid/reimbursed by employers). Tourism expenditure does not include other types of payments that visitors might make that do not correspond to the acquisition of goods or services, such as payment of taxes, interest, purchase of financial and non-financial assets, etc.

**Tourism Satellite Account** is the conceptual framework for a comprehensive reconciliation of tourism data related with supply and demand. A tourism industry represents the grouping of those establishments whose main activity is the same tourism characteristic activity. The effects of a tourism industry's activity are measured in three ways: direct, indirect and induced effects. The overall economic impacts of tourism on the economy are a combination of these effects and can be established for different types of economic variables such as output, employment and wages.

**Visitor** is a traveller taking a trip to a main destination outside his/her usual environment for less than a year and for any main purpose (business, leisure or other personal purpose) other than to be employed by a resident entity in the country or place visited.

Published by the Government of Bermuda  
October 2020

Department of Statistics  
Cedarpark Centre  
48 Cedar Avenue  
Hamilton HM 11  
Bermuda

P.O. Box HM 3015  
Hamilton HMMX  
Bermuda

Tel: (441) 297-7761, Fax: (441) 295-8390

Email: [statistics@gov.bm](mailto:statistics@gov.bm)

Webpage: [www.gov.bm/department/statistics](http://www.gov.bm/department/statistics)



@BermudaStats